


# Fall and Winter '97 HOME IMPROVEMENT and CAR CARE



Supplement to The Glengarry News  
Wednesday, Oct 8, 1997



# Fall/Winter Car Care

## How long will a car or truck last?

How long will a car or truck last? There's a new answer to that question, according to an analysis just released by the Motor & Equipment Manufacturers Association (MEMA). MEMA has developed a new measurement for the Expected Useful Vehicle Life (EUVL) of a personal vehicle.

By the year 2000, a new car's EUVL will be just less than 15 years if current trends continue, according to Frank Hampshire, director of research at MEMA.


Improvements in quality and technology have added about 11/2 months to the useful life span of a car or truck each model year, meaning one complete additional year of usefulness every eight years.

"Although the observed data fluctuate a bit, fitting a trend line to the data makes the point clear: Cars

today definitely last longer than they used to," says Hampshire. "This has major implications not only for our industry's vehicle makers and their suppliers, but also for the aftermarket that services and maintains those cars and trucks."

Better new cars mean fewer trips to the car dealership. The improvements in vehicle components not only mean fewer trips to the repair shop during the car's or truck's useful life, but also people won't need to replace vehicles as often as they have.

Founded in 1904, MEMA exclusively represents and serves more than 700 U.S. manufacturers of motor-vehicle components, tools and equipment, automotive chemicals, and related products used in the production, repair and maintenance of all classes of motor vehicles.



Improvements in quality and technology have added about 11/2 months to the useful life span of a car or truck each model year. The improvements in vehicle components not only mean fewer trips to the repair shop during the car's or truck's useful life, but also people won't need to replace vehicles as often as they have.

## Put safety first when jump-starting a car battery

How much do you know about your car? Each year, thousands suffer serious eye injuries or blindness because they don't know the proper procedure for jump-starting a dead car battery. Take this test and find out how much you know about auto-battery safety.

1. Most batteries in today's cars are called "maintenance-free," which means they don't require regular checkups.

True  
False

2. Motorists should own a set of jumper cables tested and approved by the Society of Automotive Engineers (SAE).

True  
False

3. All you need to jump-start a vehicle with a dead battery is a set of jumper cables.

True  
False

4. Jump-starting a dead car battery is simple if you know the proper and safe procedures.

True  
False

5. Never clamp the negative cable to the negative post of the dead bat-

tery.

True  
False

6. If battery acid comes in contact with your eye, seek medical attention immediately.

True  
False

7. In a vehicle-battery explosion, flying battery fragments can cause serious eye injuries or blindness.

True  
False

8. Wearing sunglasses or a pair of regular eyeglasses is enough protection when jump-starting a disabled car.

True  
False

### Answers

1. False — There is no such thing as a "maintenance-free" battery. Battery posts may still corrode, and battery cases may still crack, especially during the winter. Preventive maintenance is your best defense against vehicle failure. Prevent Blindness recommends that motorists check car batteries before winter sets in or, in the warmer climates, before the summer sizzles.

2. True — Jumper cables tested and

approved by the SAE mean the cables meet the most stringent safety standards. Jumper cables that are not in good condition actually can be dangerous to the person jump-starting the car. Damaged cables may produce sparks, which can lead to battery explosion. Purchase cables that are at least 12 feet long and color-coded. Look for the SAE symbol on the label.

3. False — In addition to jumper cables, every car should have the following essentials for jump-starting: splashproof safety goggles for eye protection, flashlight and step-by-step guide for jump-starting a car.

4. True — The best way to ensure that you are following the proper procedures is to have the jump-start instructions handy in the car. Store the directions where you can find them easily, like under the hood, in your glove compartment or with the jumper cables.

5. True — This is a sure way to cause a spark, which can lead to battery explosion. All batteries produce hydrogen and oxygen gases. If the hydrogen gas comes into contact with a spark, the battery can explode, sending pieces of the battery and acid

flying. You should clamp the last connection to a good ground in the disabled car, like the engine block, car frame or other unpainted metallic surface.

6. False — The injured motorist should flush the affected eye with the first drinkable liquid handy, like water, milk, soft drinks or juice. The longer you wait, the greater the chances of a serious eye injury. Flush the eye for at least 15 minutes before seeking medical attention.

7. True — However, a battery also contains sulfuric acid, which can burn through clothing. In an explosion, the acid is as dangerous to the eyes as the battery pieces, because it can severely burn the delicate eye tissue.

8. False — Eyeglasses that are not made of polycarbonate (the most impact-resistant material available) can crack or break easily. Regular glasses also cannot protect your eyes from acid that can enter from the side. That's why Prevent Blindness recommends using splashproof safety goggles (designed for occupational use and marked with a Z87 logo) made with a polycarbonate lens when jump-starting.

To learn more about jump starting car batteries see: Titley Chev-Olds-Geo, Doiron Auto, Glengarry Tire Service, Alexandria Ford, Jack MacDonell Motor Sales, Roy's Garage, Alexandria Honda, Highland Toyota, St. Pierre Garage or UAP.

## Take a trip down memory lane

With harsh weather on its way, you probably want to get your car in tip-top shape so you won't have to worry about getting stranded in the cold. Whether you take the car in for a tuneup, change the oil, or give it an interior and exterior wash, you will notice just how far your car has come from the days of the horse and buggy. Today's cars are a lot more advanced than ever before.

Do you remember a time when cars were not required to have automatic seat belts or air bags? How about when a new car cost less than \$600?

Take a short break from your car-care chores to relive the days when cars had a two-piece curved windshield and tail fins. The following events, courtesy of "Chronicle of the 20th Century" (Dorling Kindersley), are some highlights of important events in the development of the modern car.

April 1908 — U.S. Steel begins producing all-metal automobile wheels.

June 1919 — New York inaugurates a written test for driver's license applicants.

November 1927 — The price for a new Ford automobile jumps almost \$200 from \$385 to \$570.

January 1938 — General Motors Corp. begins mass production of diesel engines.

September 1948 — The Cadillac comes complete with a two-piece curved windshield, a wide rear window, tail fins inspired by Lockheed's P-38 fighter aircraft and a Hydramatic automatic transmission.

July 1952 — GM offers cars with an air cooling system.

March 1960 — In New York, a car is displayed with a battery recharged by solar cells.

December 1970 — President Nixon signs a bill to cut automobile fumes 90 percent by 1977.

March 1971 — Ford Motor Co. recalls Pintos due to an engine defect.

January 1975 — Chrysler, GM and Ford — the Big Three American automobile makers — offer rebates to customers in an attempt to spur the sales of new cars.

September 1980 — The Chevy Chevette, Ford Escort and Lincoln Mercury Lynx are the first U.S. cars to record 30 miles per gallon.

July 1984 — United States announces air bags or automatic seat belts are required in cars by 1989.

Keep reading for more interesting information on Car Care and Home Improvement.

## It's Time for a Tune-Up

How do you get your car ready for winter?

\$39

**WINTERIZATION PACKAGE**  
This Service Includes:  
1. Change oil, replace oil filter and lubricate.  
2. Top up all fluids, incl. brake, windshield, differential, transmission and power steering.  
3. Rotate all four tires and adjust air pressure.  
4. Tighten all drive belts.  
5. Provide a 4 L jug of windshield washer fluid.  
6. Analyze battery charge and clean as required.  
7. Inspect front and rear brakes.  
OFFER VALID FOR MOST CARS AND LIGHT TRUCKS

Make sure your battery can handle the cold temperatures

**Batteries**

3 to 5-year warranty

**PRICE BUSTER**

Concorde Calibre All-Season Radial P155/80R13  
Starting from **29<sup>99</sup>**

**GOODYEAR SERIOUS FREEDOM**

SWEEPSTAKES ENTRY FORM  
(Please Print)  
**Win a Trip to New York**  
Plus automatically enter to win Serious Freedom - A Learjet for a month

**GLENGARRY TIRE SERVICE**

**GOODYEAR CERTIFIED AUTO SERVICE**

Main Street, Glen Robertson  
(613) 874-2727

## WINTER'S COMING...

Bring Your Car To The Experts For Your **Winter Tune-up**



**Goodwrench Service Plus**

**CHEV-OLDS-Geo**

**TITLEY**

**ALEXANDRIA, ONT.**

If You Haven't Shopped Us, You May Pay Too Much  
Hwy. 34, South Alexandria 525-1480



# Fall/Winter Car Care

## Prepare cooling, avoid overheating problems

Normal summer driving habits will accelerate the deterioration of a car's cooling system this winter, according to engineers at The Gates Rubber Co. When a cooling system fails, whether it is summer or winter, the engine overheats. When a car's engine is exposed to overheating for an extended period of time, metal engine parts can be seriously damaged and require expensive repair. Overheating can be the result of low coolant level or a leak in the car's cooling system. Every car, even a new one, is a candidate for overheating. By completing an inspection of the following coolant-system problems, you can avoid the consequences of an overheated engine.

**Coolant loss**  
Low coolant level leads to overheating, because there isn't enough coolant in the system to absorb engine heat. Gates Rubber Co. engineers explain that the excess air due to a low coolant level is a poor heat conductor and won't do an effective job in transferring heat from the engine to be cooled by the radiator.

The coolant level in your radiator should be filled to its maximum specified height. If the coolant level continues to recede after repeated fillings, you probably have a leak in the system.

**Water-pump leaks**  
It is common to find a few drops of coolant under the water pump, but excessive leaking indicates a problem. Housing bolts on the water pump should be tight. If the bolts are tight and leaking still persists, the pump's inner seal is probably damaged, and the pump must be replaced.

**Coolant-hose leaks**  
Coolant hoses are structurally the weakest components of a car's cooling system and, therefore, the most likely source of leaks. Hoses are made of rubber compounds for flexibility, which unfortunately are less durable than metal.

Gates' engineers have determined that intense engine heat can harden and crack even the best rubber. Oil, electrochemical degradation and even time can break down hoses and cause leaks.

In many cases, hose leaks occur at faulty connections. Make sure the hose clamps are secure. If a leak still appears, change the hose.

When replacing a hose, it is also a



Hot summer driving can lead to overheating problems this winter, warns The Gates Rubber Co. Check the condition of fluids and belts and, to avoid leaks, replace any coolant hoses that are more than four years.

good idea to change the clamps. Traditional worm-drive clamps work. However, Gates says that the new, thermoplastic PowerGripSB clamps should be used for a maintenance-free hose connection.

To extend the service life of a hose, keep it away from damaging external elements like hot manifolds, oil-leaking parts and sharp edges. To avoid internal hose damage, do not use soluble oils found in some coolants.

Because leaks are the No. 1 cause of coolant leaking problems, Gates recommends that hoses should be checked every six months for leaks and replaced every four years regardless of appearance.

**Heater leaks**  
Leaks can occur in the heater core or heater control valve. A liquid sealant can be used, but more often than not, the heating-system units will have to be replaced.

**Radiator leaks**  
The most common causes of radiator leaks are loose petcocks or plugs. Simply tightening these will fix the problem.

An inadequate seal on the radiator cap also can cause a radiator to leak.

Periodically check the seal for cracks and the metal cap for rust. A faulty radiator cap will not fully pressurize the remaining coolant.

White stains point to a more serious problem. These stains indicate coolant reacting with metal parts. Pouring liquid sealant may fix the problem, but usually, the radiator needs to be replaced or repaired.

**Engine leaks**  
Leaks in the engine block occur where there is a bolted housing, like the thermostat or water-pump housing. You should inspect for leaks in the block's drain plugs and in the core plugs. These plugs are covered by metal discs, and if these discs corrode or loosen, coolant can leak from the block.

Gates advises that if leaking continues after you have inspected everything mentioned above, then the coolant leak is probably internal.

This can be confirmed by looking for oil in the coolant, exhaust system or transmission fluid. A visual check of the coolant will reveal the presence of oil, but for exhaust and transmission, inspection must be performed using sophisticated equipment.

In each case, internal leaks can result in cracked heads or blocks, blown head gaskets, and loose or damaged head bolts, all of which usually require major engine repair.

# UAP/NAPA'S GRAND EXPANSION

## WE HAVE DOUBLED OUR COMMITTMENT TO ALEXANDRIA

Come in and see our  
**New Expanded  
Showroom**  
MORE PRODUCTS  
TO SEE!  
**SPECIAL:**

UAP/NAPA  
**HYDRAULIC OIL**  
20 L  
AW68 **20.<sup>95</sup>**  
AW32 **19.<sup>95</sup>**

## We Recycle Your Old BATTERIES

Good for the environment  
and

**all proceeds  
go to the  
Children's  
Wish  
Foundation**



**AUTO PARTS**


•Quality Parts •Premium Service

**NO ONE DOES IT BETTER THAN  
THE STAFF AT RUSSELL AUTOMOTIVE**  
—UAP/NAPA'S FINEST!—

# 525-0552

209 Main Street North, Alexandria (across from High School)

## VOLKSWAGEN OWNERS Keep A Great Thing Going



## Fall and Winter Specials

**FALL TUNE-UP**  
Includes oil and filter,  
4 spark/glow plugs, 20-point  
safety inspection, air filter  
cleaning and water separa-  
tor flushing. (if applicable)  
\$10 surcharge for TDI, Eurovan and VR6

**GAS  
MODELS 99.95**  
plus  
taxes  
**DIESEL  
MODELS 79.95**  
plus  
taxes

**AUTOBAHN™**  
Block heater  
for 4-Cylinder  
Engines  
Installation included  
**74.95**  
plus  
taxes

**BOSCH™ GLOW PLUGS**  
For 4-Cylinder  
Diesel Engines  
Installation included

**129.95**  
plus  
taxes

**FRONT  
BRAKES**  
Including pads and  
Non-ventilated discs  
Starting  
At **129.95**  
plus  
taxes

Offer expires Dec. 31/97

## Jack MacDonell Motor Sales

632 Pitt Street, Cornwall 933-3483

SERVICE DEPARTMENT - 933-3483  
SERVICE HOURS: Mon. 8 a.m.-5 p.m.; Sat. 9 a.m.-Noon



**Keep a great thing going**  
Genuine Volkswagen Parts & Service



## WE KNOW YOUR CAR BEST.

**TRANSMISSION  
SERVICE**

**\$55**

Plus 20% off on parts

**FLUSH COOLING  
SYSTEM**

**\$33**

Plus 20% off on parts

**TUNE-UP**

4-cyl.....**\$52**

6-cyl.....**\$68**

8-cyl.....**\$78**


Plus 20% off on parts

**Alexandria**  
FORD-MERCURY  Sales Inc.

Hwy. 34 South  
Alexandria, Ont.  
(613) 525-3760




Prices quoted are for most vehicles. Please call our service dept. for an exact quote on your vehicle and an appointment



Cliff Massie  
Service Manager



Raymond Delorme  
Parts Manager



Al MacNeil  
Technician



Martin Paré  
Technician



Raymond Faschier  
Apprentice



Stéphane Carrière  
Maintenance



# Fall/Winter Car Care

## Tips to help your car last though winter

**By LYNN McCUAIG**  
Winter can take its toll on your car, so preparing it for winter is key. Officials at Roy's Garage in Green Valley gave tips for winter car care at its clinic last month. Here are just a few helpful hints from Roy's:

**Cold winter starting**  
A battery's worst enemy is mother nature.

Every time the temperature dips below -30C, 12 hours later your battery only has 40 per cent of its charge left.

In the case of new batteries, unless the battery is warmed up by a long drive, it won't accept the charge from the alternator.

After three days of short trips to work, your battery will likely be dead, said Service Manager Gerry Decoste.

The best way to avoid cold weather harm is a block heater and a battery blanket. The block heater will make the engine easier to start and the battery blanket will keep the battery warm so it doesn't lose its power and can accept a charge.

"If you combine them, your car will always go," said Decoste. "And it costs less than a towing call."

Decoste said some people will tell you they've never plugged their car in and it has always started. But, what will likely happen is the same person will eventually have to replace the starter, alternator and battery.

**Windshield frost**  
You've only driven about half a mile down the road and your car's windshield fogs on the inside. Why?

Likely the snow left on the hood of the car has blown into the heater. The air comes into the car mixed with snow and condenses into fog.

To prevent it, clean the car off well and don't turn on the defrost until the car is fully heated.

Also, pant saver floor mats can contribute the problem if they're not emptied every day.

The water that collects in the floor mat will condense onto the windshield when the heater's warm air hits it.

"These pant savers, they're perfect, but keep them dry," said Decoste.

**Tires**  
A good set of winter tires will keep you on the road in the biggest bliz-



Angela VanHumbek changes a tire with some help from Roy's Garage body shop Manager Francis Rounding. The exercise was part of Roy's winter car care clinic held recently to give tips on cold weather starting, winter tires and window frosting. Photo - Lynn McCuaig

zard, but don't fall into the trap of buying them only for the driving wheels.

You really need traction while when all four wheels are braking.

"Have a good tread for winter tires, you're going to have better control and good traction," Decoste said.

Plus, every month a car owner should check tire pressure. It will extend the life of your tires and prevent them from blowing.

Radial tires can be driven soft without the driver even noticing until it's too late.

Tires should be rotated every 10,000 km and a wheel alignment done every 30,000 to 40,000 km.

The worst enemy for wheel alignment is the sidewalk. Every time a driver feels for the sidewalk when parking, it sets the wheels out of line.

**Frozen doors and door locks**

Many products are on the market now to keep doors and door locks from freezing up.

Most common in newer cars, water in the door's weather stripping seal freezes during winter's cold nights.

"The seal is there so you don't end

up with a lap full of water, which is one of the first things that used to happen when you opened the door," said Body Shop Manager Francis Rounding.

A silicone paste applied to the weather stripping every month will prevent the door from freezing closed.

A good lock de-icer squeezed into the lock will keep it from freezing and lubricate it at the same time.

The de-icer should also be applied every month.

**Paint care:**

Keeping your car's paint strong and healthy will pay off in the long run.

A synthetic shammy with a polishing glaze is a good investment. The glaze will feed the paint and keep the car's surface slippery preventing dirt from sticking to it, making it easier to wash. The yoke of eggs laid by bugs will burn through paint if it's not protected.

"It stays cleaner, easier," said Rounding.

And since Glengarry is in a pocket which receives a lot of acid rain,

paint protecting products are even more important.

You shouldn't use soap, and a car should always be washed in the shade since the sun causes the car to dry too fast and harms the paint.

Cheep washer fluids will also burn the paint off the top of the car.

**Fluid changes**

Changing your car's fluids could mean the difference between a well-running car and a \$4,000 engine job.

Service Manager Gerry Decoste likened a car's oil to your blood.

"If your blood is contaminated, you will not be a happy person in no time fast, it's the same with your oil."

Decoste pointed out that oil changes are even more important in the winter. Condensation in old oil will freeze the lubricant solid.

In one case, Decoste pointed out, a car's oil froze and blew the engine.

Oil should be changed every 5,000 km or every three months, whichever comes first.

Oil levels should be checked every time you fill your car with gas.

Transmission fluid, brake fluid and anti-freeze should also be changed periodically. A time schedule can be found in your owner's manual.

**Gasoline**

Using less expensive gas won't save you any money. Your car will get less kilometers per liter with lower octane gases.

"There's no freebies as far as gas," said Decoste.

A car will perform best using ethanol - it will get better mileage and clean out your car's system.

But, as a precaution, older cars may not respond well to ethanol.

The gas will clean the carburetor and if the car's system is very dirty, flushing it out may lead to some problems.

"It's not because of the ethanol, it's because of the dirt that's in your vehicle," said.

For more information on cold weather starting, winter tires, window frosting and more see: Doiron Auto Parts, Alexandria Ford, St. Pierre Garage, Glengarry Tire, Roy's Garage, Titley Chev-Olds-Geo, Jack MacDonnell Motor Sales, Alexandria Honda, UAP, Lajoie Seasonal Center and Highland Toyota.

DRIVING **D.T.S.M.** SCHOOLS  
"Where Learning is Doing"

**CORNWALL**

CALL NOW FOR INFORMATION

**933-1444**

Courses for all new drivers in English and French

- |  |  |
|--|--|
| <b>DTSM</b> Approved Courses Get Your GI Driving Test In 8 Months, Not 1 Year. | <b>DTSM</b> G2 Preparation Course              |
| <b>DTSM</b> Offers Instruction On Automatic                                    | <b>DTSM</b> Courses Help You Save On Insurance |
| <b>DTSM</b> Courses Tax Deductible Where Applicable                            | <b>DTSM</b> Winter Driving Course              |
| <b>DTSM</b> 6 Hour Defensive Driving Courses                                   | <b>DTSM</b> Defensive Courses For Fleets       |



SEE TRAFFIC PROBLEMS  
THINK WHAT YOU CAN DO  
- KNOWLEDGE  
TAKE ACTION - SKILL



COURSES: Saturday evenings and Special 1 Week Day Courses

132 Second St. E., Suite 304  
(Chamber of Commerce Building)  
Mr. Chris Dougherty

## "Remote Control" CAR STARTER



Never get into a cold car again


**\$199** Installed  
(Most Vehicles)

Available at:

**Alexandria Auto Glass and Trim Inc.**  
**525-2481**

**CLASSIFIEDS  
GET RESULTS!**

## ROMEO and HIS BOYS SAY



**"DON'T GET CAUGHT COLD!"**

Make Sure Your Car Is Ready For Winter With These Specials:

Honda  
**BLOCK HEATER 79.95**

**OIL CHANGE 19.50**

### 25 POINT INSPECTION

- Front Brakes
- Rear Brakes
- Emergency Brakes
- Front Suspension
- Rear Suspension
- Shock Absorbers
- MacPherson Struts
- Tires
- Exhaust System
- Radiator
- Radiator Hoses
- Heater Hoses
- Heater Output
- A.C. Output
- Fan Belts
- Windshield Wipers
- Engine Oil Condition
- Transmission Oil Condition
- Oil Leaks
- Charging System
- Battery Condition
- All Lights
- E.E.C. Test

**22.95**

Call Now To Book Your Appointment

**VISIT OUR SHOWROOM AND SEE THE ALL NEW '98 HONDA ACCORD**

**ALEXANDRIA HONDA**

Hwy 34 South, Alexandria

525-4900 or 1-800-267-2333

**BRING YOUR CAR TO THE EXPERTS**  
For Your Winter Tune-Up  
248 Years of Combined Experience and Mechanical Knowhow  
**AT YOUR SERVICE**

Minimum One Year Warranty on GM Parts and Our Labour

**GM Goodwrench Service**

**Roy's**  
PONTIAC  
BUICK  
Cadillac INC.  
GMC Truck Centre

THE PRESIDENT'S TRIPLE CROWN  
7 Time Winner of the President's Triple Crown  
We treat you Royally  
Nous vous traitons Royalement

Green Valley 525-2300; 1-800-267-7173



# Fall/Winter Car Care - Home Improvement

## Treat entire vehicle when rustproofing Get your vehicle ready for winter

BY CANDACE HEBERT  
News Co-op Student

With today's tight budgets, it's a good move to ensure your car's body is cared for in order to lengthen the vehicle's lifespan.

One of the biggest problems with cars is rust. It not only looks horrible but causes damage to the underbody.

Rust eats through any metal part and can lead to extensive repairs. It's important to coat the underside of your car to prevent rust.

Mobi-Spra, a Lancaster-based business owned by Martin Fetz, does just that. For added convenience, the business is mobile and he'll come right to your house.

Fetz uses an oil-based product that doesn't dry and will not hold dirt - vital to preventing the rusting out of your car.

"You need to coat the metal and seal everything to prevent rust."

The specific product used is also important.

Fetz, for example, uses Dura Shield, a dripless oil that won't dry. Dura Shield is approved by the provincial government.

The Mobi-Spra owner says that most applicators do not use the right product.

"They use a permanent undercoat that dries and tends to hold dirt which only adds to the rust," says Fetz.

Mobi-Spra, on the other hand, lifts the car with a hoist, drills holes in the doors and sprays the Dura Shield in so that every part of your car is rust-proofed.

By using this treatment, your car will look better and be in better shape of a longer period of time.

For more rustproofing information see the following:  
Mobi-Spra or Roy's Garage

## Be sure to use your car phone cautiously

Due to today's hectic lifestyles, cellular phones have become a popular accessory in many cars because of their ease of use and convenience. However, the Insurance Information Institute (I.I.I.) urges drivers to take precautions when using cellular phones.

A study by the Rochester Institute of Technology found that drivers with cellular phones are 34 percent more likely to be involved in traffic accidents than drivers without phones.

"Anything that distracts the driver's attention from the road, whether it's dialing a cellular phone or talking to the kids in the backseat, puts the driver at greater risk for an accident," says Jayna Neagle of the I.I.I.

According to the institute, car phones with hands-free microphones are the safest for drivers to utilize. If drivers do not have this type of phone, the I.I.I. advises the following:

- Keep the phone in an easily accessible location.

## Nothing beats synthetic motor oils in winter

A car that won't start is almost worse than no car at all. That's why you want to be sure your vehicle is winter-ready. Bitter-cold temperatures, sleet and snow present unique problems that can handicap the performance of your car or truck and interfere with your plans. Properly preparing your vehicle for winter helps you avoid annoying breakdowns, delays and unnecessary expenses.

Tests have shown that up to 40 percent of all engine wear occurs during cold starts. In winter, your car needs all the protection it can get.

It's a fact of life that oils and greases become thicker as temperatures drop. In extreme temperatures, conventional petroleum motor oils become nearly solid, whereas some synthetic motor oils remain fluid and effective to more than 70 degrees below zero.

If the oil in the engine is too thick, it will slow the starting rpm and restrict the amount of oil flowing to engine components. Sluggish oil in a cold engine can increase the wear on bearings and rings, decreasing engine life. Thick oil also can increase the burden on an already-overtaxed starting system, to the point where your vehicle won't start without a block heater or a squirt of starter fluid. For all these reasons, it is important to be sure your lubricants are the right ones for your operating conditions.

Many motorists concerned about reliability and easy winter starts have discovered that synthetic motor oils are the obvious way to go. Before winter strikes, learn the cold, hard facts.

For more information about motor oil in fall and winter see: Doiron Auto Parts, Alexandria Ford, St. Pierre Garage, Glengarry Tire, Roy's Garage, Titley Chev-Olds-Geo, Jack MacDonell Motor Sales, Alexandria Honda, UAP and Highland Toyota

You will benefit two ways when you get your vehicle ready for winter: increased peace of mind and increased vehicle life. A survey of ASE-certified master auto technicians indicates that consumers can extend the life of their vehicles by 50 percent through regular maintenance.

The National Institute for Automotive Service Excellence (ASE), the nonprofit organization that tests and certifies automotive technicians, offers the following tips to help motorists get ready for winter. Some of the tips are easy; others require a professional technician.

1. The basics — Begin by reading the owner's manual, becoming familiar with the various components and systems. Follow the recommended service schedules.

2. Housekeeping — Wash and wax your vehicle to protect its finish. Inspect lights and bulbs. Replace worn wiper blades; keep plenty of washer fluid on hand; carry emergency gear — a shovel, blanket, cellular phone or CB radio, etc.

3. Battery — The only accurate way to detect a weak battery is with the professional equipment available at a good repair shop. However, do-it-yourselfers can handle routine care by scraping away corrosion from posts and cable connections, cleaning all surfaces, and retightening connections. Be sure to wear eye protection and gloves.



The Blue Seal of Excellence® — Certified automotive technicians can be found at repair facilities that display this sign. ASE-certified technicians have passed national exams to prove their competency to themselves, their employers and you.

ing connections. Be sure to wear eye protection and gloves.

4. Engine oil — The oil and filter should be changed as specified in the manual.

5. Cooling system — The level, condition and concentration of the antifreeze should be checked periodically. The tightness and condition of drive belts, clamps and hoses

should be checked by a pro. Let the engine cool off before working on the radiator. Have the cooling system flushed and refilled as recommended.

6. Engine performance — Problems with rough idling, hard starts, stalling or diminished power should be corrected before cold weather sets in. Describe any changes in performance to a qualified technician. The air, fuel and PCV filters should be replaced as specified.

7. Heater/defroster — To ensure comfort and safety, the heater and defroster must be in good working condition.

8. Tires — Rotate tires about every 5,000 miles. The air pressure should be checked once a month; let the tires "cool down" first. Examine

tires for cuts and nicks, uneven wearing, and cupping. Check the spare, too. Note that some of today's body styles and tire packages are not compatible with tire chains.

9. Brakes — Brakes should be inspected as recommended in your manual, or sooner if you notice pulsations, grabbing, noises or longer stopping distances.

10. Finding good auto service — Ask friends and associates for recommendations. Contact your local consumer organization regarding reputation, complaints, etc.

Look for an orderly, neat facility; modern equipment; customer-service awards; and an attentive staff. Policies regarding diagnostic fees, labor rates and guarantees should be posted.

**MOBI-SPRA®**  
Mobile Car and Truck  
**RUSTPROOFING**  
"We Come To You"  
**613-347-7725**

Starting at.....**59<sup>95</sup>**  
We use MTO approved dripless oil  
E-mail: [Mobi\\_spra@hotmail.com](mailto:Mobi_spra@hotmail.com)

Martin Fetz, prop.

**AUTOPRO**  
BRAKES  
MUFFLERS  
SUSPENSION  
FRONT END  
FRONT WHEEL DRIVE

**Tires  
Tune-Ups  
Shocks**

**Brakes  
Exhaust  
Alignments**

**COOLING SYSTEM SERVICE**

**YOUR 1 STOP SERVICE STATION IN LANCASTER**

**ST. PIERRE GARAGE**  
Main St. - Lancaster  
**347-2038**

BRAKES  
MUFFLERS  
SUSPENSION  
FRONT END  
FRONT WHEEL DRIVE

Shell

Get your vehicle ready for winter with help from: Doiron Auto Parts, Alexandria Ford, St. Pierre Garage, Glengarry Tire, Roy's Garage, Titley Chev-Olds-Geo, Jack MacDonell Motor Sales, Alexandria Honda, UAP and Highland Toyota

## Protect your car's exterior

The fall and winter weather can wreak havoc on your vehicle's exterior — unless you take steps now to protect your car, truck or van from the rain, snow, sleet and salt that you'll be driving through for the next several months. These elements will damage your vehicle if it's not washed frequently.

You can avoid these damaging effects by visiting a professional car wash often, especially immediately after it rains or snows. According to the International Carwash Association (ICA), having your car washed at a professional car wash is much safer than washing it in your driveway, and a professional car wash can help you protect your vehicle from the harsh elements of the fall and winter weather.

**THE Fine Art OF WINDOW MAKING**

Whether choosing between renovation or new construction, four decades of Farley craftsmanship assure the best in quality and selection backed by our lifetime limited warranty.

**MULTI DOORS AND WINDOWS**

37 Cumberland Cornwall  
**933-9451**

**REVOLUTIONARY!!!**

The New, Hi-Tech  
**OIL BURNING STOVE**  
by EFEL  
Combines radiant beauty with clean-burn technology

**VISIT US TODAY**  
See Our Line-up of the latest in Oil Heating Technology

The Zone-Heating Experts Since 1979

**CAMERON'S POOLS FIREPLACES KITCHENS**

331 Pitt Street Cornwall  
**938-9442**

**TOYOTA QUALITY SERVICE**

Toyota Quality Service

**TOYOTA GENUINE PARTS**

**Stay Away From Parts Unknown**

**ANTI-THEFT SYSTEM**

Value Pricing  
**\$399<sup>95</sup>** Plus Tax  
INSTALLED  
Receive One FREE Oil Change  
System Must Be Installed At Dealer

**TOYOTA CHARGING SYSTEM CHECK**

Value Pricing  
**\$18<sup>88</sup>** Plus Tax  
All Toyota Models  
•Load test battery, starter and charging system  
•Clean and inspect battery cables and connections  
•Check battery electrolyte and specific gravity

**REMOTE STARTER**

Value Pricing  
**\$209<sup>95</sup>** Plus Tax  
INSTALLED  
#1 System "Viper"  
Auto. Transmission Only

**TOYOTA COOLING SYSTEM MAINTENANCE**

Value Pricing  
**\$58<sup>88</sup>** Plus Tax  
All Toyota Models  
•Pressure test cooling system  
•Inspect hoses, water pump, drive belts and radiator  
•Drain system and install Toyota Longlife Coolant

**TOYOTA FUEL INJECTOR SERVICE**

Value Pricing  
**\$68<sup>88</sup>** Plus Tax  
All Toyota EFI Engines  
•Cleans clogged fuel injectors for improved engine performance  
•Special equipment "pressure flush" with approved product  
•Inspect fuel lines and hoses  
•Check engine performance

**Pierre Rivers**  
Service Manager

**Brian Strachan**  
Parts Manager

**Mike Pynenburg**  
19 yr. Factory Trained Technician

**Andre Paquette**  
15 yr. Factory Trained Technician

**HIGHLAND TOYOTA**

VISA

Main Street, Maxville, Ont. (613) 527-2735 or 1-800-664-7353



# Home Improvement

## Checklist for the procrastinator

Summer is over, and the days of lying by the pool are gone. It's time to get back to work, and if you're like most people, you've put off a few fix-up jobs. With winter coming, they can't be put off any longer. So, here are four P's for the procrastinator.

### Planning

You've waited this long; don't blow it by jumping in too fast. Take a little more time now to do some planning, and you'll save a lot of time in the long run. Plus, it is the only productive way to put off getting started.

Planning doesn't mean you have to start from scratch, though. Take advantage of the hard work of others by reading about similar projects in magazines. These publications feature step-by-step instructions, are written by experts, and often give timesaving hints you won't get from your neighbor or the guys at the lumberyard.

Another great resource is the Internet. Lots of how-to information is available on magazine Web sites, as well as from manufacturers.

### Purchasing

You can't do the job right with the wrong tool, and since cheap tools never save anyone time or money, you might as well buy quality tools to begin with. Some of the better tools on the market will last forever (or near enough), and there have never been so many innovative tools from top manufacturers that are designed to cut corners safely and



Using the right tool saves time and effort. A short bit drill lets you drill in tight places, like between studs and joists.

### Performance

Even the best do-it-yourselfers will blame their tools, but in the end, once you've thought things through, got some tips and picked the best tools for the job, it's up to you. For extra

help, however, make sure the tools you use are ergonomically designed to fit your hand as well as possible and reduce the amount of effort you need to use them.

This is particularly important with repetitive-action tools like hammers and handsaws. A poorly designed saw will strain your hand and put pressure on your wrist and elbow joints.

### Preparation

One of the biggest time-wasters is making repeated trips to the hardware store. Make a list of not only the items that are part of the project, but the other things you'll need to do the work. Little things, like a carpenter's pencil, a sturdy rule and extra fasteners, will really help. A good work surface, whether it is your tool bench

or just a couple of sawhorses, is important and helps you to work more safely. When using power tools, always have someone to hold the work in place securely. If you're working alone, get some good bar clamps that can be used safely with just one hand.

Saving time is great, but only if you're working safely. Make sure all of your tools are in good operating condition before using them. Not only can rusted, damaged tools cause injury, but you'll probably end up damaging whatever you're working on, too. Use goggles and gloves, follow these tips, and you'll have that project done before the snow flies.

**Before winter strikes be sure to see the following:** ABS, Raymond Gareau Renovations, Conrad Menard Electric, Green Valley Glass, Multi Doors, Guindon Glenoco, Lajoie Seasonal Centre, Glengarry Fuels, MacEwen Petroleum.

## Prepare your home before old man winter strikes

Autumn is the perfect time of year for homeowners to prepare for harsh winter weather. In January and February of 1996, winter storms caused more than \$1 billion in insured property damage, according to the Insurance Information Institute (I.I.I.).

"Much of the damage was caused by burst pipes and frozen gutters," says Jayna Neagle, a spokesperson with the I.I.I. "While the weather is mild, homeowners should take steps to protect their homes."

The institute suggests the following damage-prevention tips to homeowners:

- Clean gutters to prevent ice damming. Ice dams form in gutters when water is unable to drain. Melting snow then seeps into the house, instead of running down the gutter.
- Keep home temperatures at 55 F to prevent burst pipes. A temperature lower than that will not keep the walls from freezing.
- Insulate your home's crawl spaces and attic. Exposed pipes are more susceptible to freezing.
- Have a licensed contractor survey your home for any structural damage that resulted from last year's storms. If damage is discovered, have it repaired now, so further damage will not occur.
- Talk to a plumber or licensed contractor about ways to prevent water damage due to snow-related flooding. Plastic coatings for internal

basement walls, sump pumps and other methods can prevent damage to property.

Standard homeowner's policies cover winter-related disasters like

burst pipes, ice dams, wind damage and building collapse caused by the weight of ice or snow.

Damage to homes caused by flooding is usually excluded from most standard policies.

**FACT: 79% of B&E by 1st floor door/ground floor windows**



**GLENGARRY SECURITY SYSTEMS**

"We sell security solutions"

• Security Systems • CC TV

"Serving Glengarry since 1992"

Bruce MacMillan, prop

(613) 525-5384

**NOW IS THE TIME!**

**Warm Up For Winter**

**Don't Hesitate To Insulate!**

Get ready for the heating season. Insulate now and cut down on your utility bill.

**ALEXANDRIA BUILDER'S SUPPLIES LTD.**

**Home Hardware BUILDING CENTER**

580 Hwy. 34 South, Alexandria, Ont.  
(613) 525-3151

## Custom made cabinets stylish

Custom made furniture, doors, cabinets are very fashionable this decade.

Having your doors or furniture custom made adds that personal touch to your decorating as well as the satisfaction that you were able to design, along with your furniture maker, the right look for you.

To get your custom made items see:  
Poulin Custom Cabinets

In this year's Car Care/Home Improvement section we tried to cover everything you need to know before winter hits. Listed below are all the establishments taking part in our supplement: Doiron Auto Parts, Alexandria Auto Glass, Alexandria Ford, St. Pierre Garage, Glengarry Tire, Mabi-Spra - Marton Fetz; Roy's Garage, Titley's Chev-Olds-Geo, Jack MacDonell Motor Sales, Alexandria Honda, UAP, Highland Toyota, Trotter Sales Centre, PMP Centre; Robert's Rental, Sunworks, Cameron Pools; Guindon Glenoco, Lajoie Seasonal Centre, Glengarry Fuels, MacEwen Petroleum, Home Hardware/ABS, Marcel TV-Furniture, Multi-Doors, Roy's Pools, Melody Music, Color Your World, Boisvenue Paints, AS High Pressure Steam Cleaning, Moose Creek Flooring, Raymond Gareau Renovations, Conrad Menard Electric, Green Valley Glass, Poulin Custom Cabinets, Co-operators Insurance, Rene Goulet Septic, Glengarry Securities, Total Security System Alliance Security Systems and DTSM Driving School, Maxville Farm Machinery, Green Valley Kubota, Pigeon Decor, Longevity Acrylics Inc.

## Make improvements before winter arrives

Whether aesthetic appeal, home repair or weatherproofing is the motive, fall is a great time for home renovating and refurbishing. The intense summer heat has died down, and the cool breezes signaling the forthcoming winter winds are in the air. Is your home in pristine condition and ready for such seasonal attributes as hazardous weather conditions and the holidays?

Some jobs may require a sizable investment of time and money, as well as electrical or carpentry skills. Others will require minimal effort and resources. Whichever is the case, giving immediate attention where it's needed will enhance and improve the condition of your home, preserving it for a lifetime of memories.

Home-improvement projects can assume any number of forms, from installing a new kitchen sink to

putting up new window screens to adding a whole new room to the house. Energy-conscious homeowners know that installing insulation in certain areas can help reduce heating bills this winter, as well as decrease air pollutants.

Fall is also the season to check the condition of the roof and gutters, perhaps drywall the garage or basement for a clean work space this winter, install storm doors, or remodel unfinished attic space.

Home improvements are also a great way to get the whole family involved. When was the last time you gathered the entire "clan" and assigned a thorough cleaning of the house? With the holidays ahead, assigning once-a-week housecleaning chores to the children will get things in tiptop shape for grandma and grandpa's visit.

While the family is packing up

summer clothes for storage and bringing out fall and winter wear, closets can be reorganized and straightened up for maximum storage efficiency and ease of use. So, ask everyone to invest some additional time to get the most out of the living space.

No matter what you undertake this fall, be sure to evaluate whether or not fix-it projects are within your capabilities as a do-it-yourselfer. If trying a particularly complicated job, remember that two heads are better than one: Go to a local hardware store or home center to get helpful advice and information. If you're hiring a contractor, make sure you explain exact specifications, get references on the person you hire and get everything in writing.

Now, on your mark, get set, get busy!

**GLENGARRY FUELS**

- Gasoline
- Diesel
- Heating Oil

**525-4526**

Jacques Blandin, Prop.

**48 Main South Alexandria**

Friendly, helpful service is what makes these businesses unique

**DRYWALL and MORE...**

- Painting •Drywall
- Renovations •Roofing
- HARDWOOD FLOORING

Raymond Gareau

**293 Main Street, Alexandria 525-0917**

**C.D.M. ELECTRIC**

Box 2004  
Alexandria, Ont.  
K0C 1A0


Conrad Menard  
(613) 525-2156

## BE PREPARED!



**FOR OLD MAN WINTER**  
With Our Complete Line of Oil Heat Services

**FUEL OIL STOVES ARE NOW AN ATTRACTIVE ALTERNATIVE TO WOOD AND GAS FUEL**



- No electricity is required for operation
  - Optional wall thermostat available
  - Safety listed for use in Canada
- Visit Our showroom Today and See For Yourself the Benefits of an Elegant, Freestanding Oil Stove

- OIL FURNACES (INTEREST FREE FOR 1 YEAR O.A.C.)
- Heating Oil
- Oil Fired Hot Watertank Rentals
- Budget Plan
- Gasoline - Diesel
- Burner service contractor
- Free Estimates
- Lubricants (Commercial, Farm)

**Fast and Friendly 24 Hour Service**

Call us now before it's too late!

**GUINDON-GLENOCO**  
1310 Pitt Street, Cornwall, Ont. (613) 933-6760

## RELAX IN THE COMFORT OF YOUR BACKYARD IN A BEACHCOMBER HOT TUB!

Using your own private Beachcomber Hot Tub in your backyard is like having a vacation every day! For the cost of just one traditional vacation, you can holiday at home year round! No bags, no tickets, no crowds, just warm, soothing water. Melt away the stress of the day with a new Beachcomber Hot Tub!

**Visit Our Showroom And Take Advantage Of Our FALL SAVINGS**

**Buy this Fall and get FREE DELIVERY**



**ROY'S POOLS**

Sales and Service since 1956


410 Seventh Ave Cornwall 933-0411

**BEACHCOMBER**

**Home Leisure**

Since 1978

http://www.beachcomber-spas.com/spas




"A fountain of youth in our backyard" ...D.Gillis







# Home Improvement



A Certified Energy Professional insulation contractor blows fiber glass insulation into an attic. Insulation systems can help reduce utility costs, save energy and make a home more comfortable. This is another way to get your home ready for winter.

## Today many household items rely on natural gas

BY GREG PEERENBOOM  
News reporter

Glengarry residents with access to natural gas, especially those in Lancaster who will be connected this fall, should consider a number of options before converting.

For Lancaster area residents, the first step is to contact an authorized dealer, who will fill out an application form, if you haven't already done so, said Gerry Deguire, who operates an Alexandria plumbing and heating business under his own name.

Consumers Gas, which is supplying the natural gas to Lancaster and South Lancaster, then links up the residence and installs a meter.

"But if you don't apply by Nov. 15, you're not going to get natural gas right away," Deguire cautioned.

Once a residence is connected, the owner can decide on converting to a wide assortment of natural gas products.

As the use of natural gas increases, the number of different appliances has kept pace.

Today, many household items utilize gas, including dryers, fireplaces, barbecues and baseboard heaters, in addition to furnaces, free-standing stoves and hot water tanks.

Purchase and installation costs vary

for these items, so it is best to shop around.

Natural gas heating systems are about 50 per cent cheaper to run than electric and 35-40 per cent less than oil.

Converting to a high efficiency natural gas furnace costs about \$2,200-\$3,000, including installation, Deguire said.

High-efficiency utilizes about 92-93 per cent of the burning fuel. Normal efficiency is about 75 per cent.

Most residence require between 75,000-100,000 BTUs. So a 100,000 BTU oil furnace would require a 75,000 BTU high efficiency gas furnace.

However, Deguire said it's not always advantageous to replace your current oil furnace.

"If you have a basement that you use, that's always colder than the rest of the house, you're better off installing a free-standing (natural gas) stove to make basement warmer and also help heat part of the upstairs," he said.

Natural Gas Dealers are  
Cameron Pools, Lajoie  
Season Centre, Sunworks

## Think security when renovating

BY GREG PEERENBOOM  
News reporter

If you're thinking about home renovations, it could be an ideal time to add a security alarm system.

"Based on a \$200,000 home, it costs less than one per cent of your home's value to protect it," said Don Calverley, of Total Security Systems in Hawkesbury.

Research indicates that homes with a security system have a minuscule break-in rate compared to non-secured homes.

A Calgary study in 1993 indicated that of 6,343 homes broken into, only 74 had security systems.

The insurance industry has recognized this fact and most companies offer a 10- to 15-per-cent discount on house insurance, Calverley said.

And security systems in rural areas are slowly catching up to the demand experienced in urban centres, said Bruce MacMillan, owner of Glengarry Security Systems in Alexandria.

MacMillan stressed that a basic package is all that is required. It acts as more of a deterrent than a way of preventing entry.

Dropping prices have increased demand, said MacMillan, who has been operating since 1992.

"Since I started the price has dropped almost in half."

A basic system consists of a control panel, key pad, motion sensors and siren.

The two standard types of alarms are a general alarm that alerts neighbours and another that is plugged into the local police station or monitoring office.

Generally, dwellings monitored by

the police are more popular in urban areas, while the general alarm is used by rural residents, MacMillan said.

People in the country aren't quite as confident as urban dwellers that the police will arrive fast enough.

Pre-wiring for security systems is also becoming more common during home construction. This cuts down on installation when the owner decides to install the security items.

Business owners who have become accustomed to a security system are updating with video cameras, in addition to the alarm.

Effectiveness is also improving. Newer technology has made systems harder to disable, while at the same time, protecting the user from accidentally tripping off a false alarm.

When selecting a security system installer, Calverley said it is important to select one that is accredited with the Canadian Alarm and Security Association (CANASA).

Calverley said CANASA members are usually operators who are committed to the security profession on a long-term basis.

"It separates the men from the boys," he said.

Because it is a relatively new area of business, Calverley said there is a high percentage of people who are "just trying it out and might decide they don't like it and quit after six months."

When this happens, former clients are left scrambling when their system malfunctions.

Think security with Total Security Systems, Alliance Security Systems and Glengarry Security. Get more security with insurance from The Co-operators

## AS High Pressure Steam Cleaning

We Clean:  
Houses, Barns, Industrial Machinery, Boats, Etc...  
Also Drain Cleaning

Prop: Gilles St. Denis  
P.O. Box 1925  
Alexandria, Ont. K0C 1A0

Tel: (613) 525-3836 / 525-4124  
Pager: (613) 930-0321

ALARMS • CCTV • ALARMS

**TOTAL** Systèmes de Sécurité  
Security Systems


Approved Agent

**CANGUARD**™

P.O. BOX 945  
HAWKESBURY, ONTARIO  
K6A 3E1

DON CALVERLEY  
(613) 632-0818

## Beautiful fires, incredible heat!



Melt away the cold weather in comfort & style. Stop by & see for yourself why a Regency gas stove is what you need to keep you happy all winter long! Don't forget to ask us about the Regency Lifetime Warranty on all gas models!

## SUNWORKS

1466 Hwy. 34  
Hawkesbury, Ont.

632-0456  
1-800-277-0709

## Peintures BOISVENUE Paints

Roch P. Boisvenue

195 rue Bishop St. sud/South  
Alexandria, Ont. K0C 1A0

Residential • Commercial •  
Industrial Paints  
Also • Art and Craft Accessories  
• In-Stock Wallpaper

Tel: 525-2177



**C** all  
**R** ene  
**A** nd  
**P** ump

Rene Goulet says that with normal use and proper installation, your septic tank should be cleaned every 3 to 4 years.

**OCTOBER SPECIAL**  
**MULTIPLE \$10.00 OFF**

Call  
For  
More  
Information

**RENE GOULET**  
**SEPTIC PUMPING**  
Green Valley, Ontario 525-3759

## LUBRICANTS



## GET-UP & Go

Has your tractor's "get-up & go" gone? Use New Holland oil. Then, watch it run! Our premium engine oil maintains its viscosity under heavy loads to keep you going. It even protects your engine against rust, corrosion, and carbon deposits.


Our multi-season, superior hydraulic oil contains additives that prevent foaming and enhance performance at low temperatures. Stop by for more information on New Holland oil.

**FOR EVERYTHING  
YOU NEED ON THE FARM,  
SEE US FIRST!**

## Insta-Flame by MAJESTIC

### THE INSTA-FLAME PATENTED CERAMIC BURNER


The newest, most innovative technology in beautiful, functional **NATURAL GAS and PROPANE BURNING FIREPLACES and STOVES**



The Zone-Heating Experts Since 1979

**CAMERON'S** 331 Pitt Street  
POOLS FIREPLACES  
KITCHENS Cornwall  
938-9442

## WE'LL HELP YOU PUT SOME HARMONY INTO YOUR HOME WITH...



the **new**  
fashion  
way on a  
Yamaha  
Digital  
Piano.  
Compact.  
No tuning  
required. Volume control. Headphone  
jack. Many styles and features. MIDI  
interface.

**YAMAHA® Clavinova**  
DIGITAL PIANOS  
DROP IN AND SEE FOR YOURSELF


Cornwall's No. 1 Music Store

**MELODY MUSIC CENTRE**

Since 1963


104 Pitt St. Promenade Cornwall 933-0205

## SUPER CHARGED INSTANT HEAT



**YOUR  
EQUIPMENT  
SHOULD START  
WITH US**

New Holland batteries:  
• Long lasting  
• High cranking performance  
• Vibration-resistant  
• Impact-resistant  
See us for batteries first.



**COOL PRICES  
ON WARM  
HEATERS**

Stop in and you'll save big on portable kerosene and gas Reddy Heaters® space heaters now that the cold weather is here. And, it doesn't matter what size area you want to heat. There's a Reddy Heater for sheds, workshops, warehouses, garages, barns, etc. Reddy Heaters space heaters from New Holland supply safe, dependable heat at economical prices. You'll get:

- Instant efficient heat
- Flameout controls
- Solid-state construction
- Quiet, easy operation

So save a bunch of cool cash and stay warm this winter. Stop by and ask us about Reddy Heaters from New Holland.

**MAXVILLE  
FARM MACHINERY LTD.**  
2508 Highland Road, Maxville, Ont.  
(613) 527-2834





# Home Improvement

## Chimney safety tips to save lives

Have your chimney checked every year to save lives and property. Following a violent storm, earthquake, flood or lightning strike, have your chimney inspected for damage — inside and out.

Install a chimney cap to keep out animals and other items that could block a chimney.

Install a carbon-monoxide detector. Have your chimney waterproofed. Have your chimney flashing inspected and maintained.

Be sure that your chimney has an appropriate liner.

Have a sealing damper installed in your wood-burning system.

Burn only well-seasoned hardwoods, such as oak, maple, beech, ash and hickory.

Hire a certified chimney sweep.

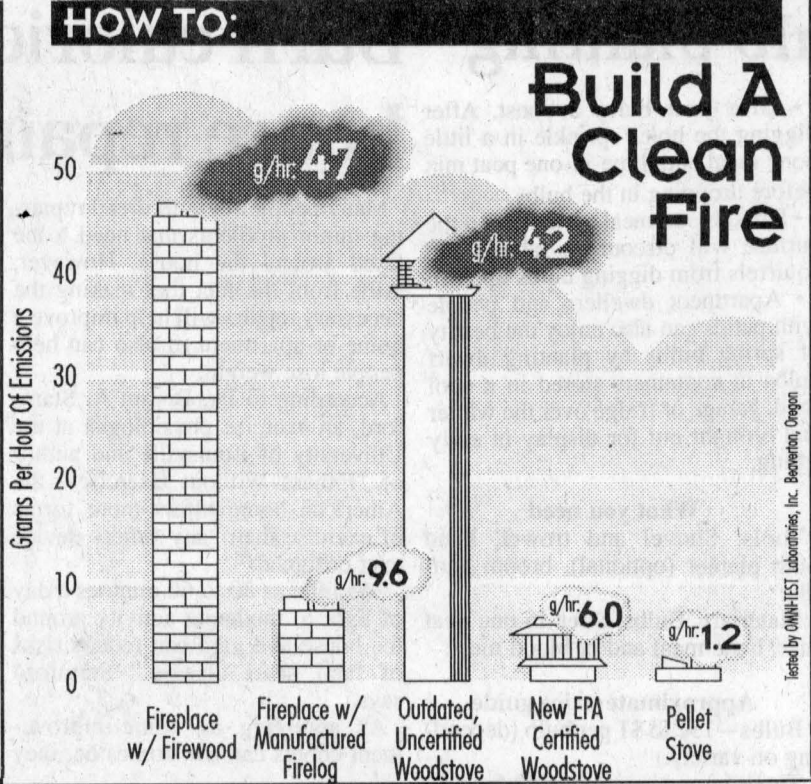
## If you can't breathe then nothing else matters

No matter how often people might clean their homes or try to keep them smoke-free, indoor air pollution can be found lurking inside every house, apartment and office.

Air pollution contributes to lung disease, including respiratory tract infections, asthma and lung cancer. Lung disease claims more than 300,000 lives in America every year and is the third-leading cause of death in the United States. Over the last decade, the death rate for lung disease has risen faster than for almost any other major disease.

Following are some major contributors of indoor air pollution.

Nearly 1 out of every 15 homes in



the United States have radon levels above 4pci/L, which is the Environmental Protection Agency recommended action level. Radon gas can enter the home through cracks in the foundation floor and walls, drains, and other openings. Indoor radon exposure is estimated to be the second-leading cause of lung cancer, responsible for thousands of deaths each year.

Heating systems and home equipment like stoves, furnaces, fireplaces, heaters and dryers produce several combustion products, of which the most dangerous are carbon monoxide and nitrogen dioxide.

Carbon monoxide is an odorless, colorless gas that interferes with the distribution of oxygen to the body.

Depending on the amount inhaled, this gas can impede coordination, worsen cardiovascular conditions, and produce fatigue, headache, confusion, nausea and dizziness.

## Consumers crave the living kitchen

- Design an island counter, and position cooking tasks sociably toward the center of the room.
- To give your kitchen a fresh, new look without completely remodeling it, replace old appliances, paint the cabinet doors, replace old counter-

## Heating prices up? Burn pellets

Prices for fossil fuels (oil, natural gas and propane) used for home heating took a considerable leap last winter, according to the U.S. Department of Energy.

In December 1996, propane prices hit an all-time high with a 43-percent-per-gallon increase from the same month in 1995. Natural-gas prices jumped 14 percent in the closing months of 1996, and the cost of heating oil rose 10 cents to 15 cents per gallon over the previous year.

What can homeowners do to keep warm — without going bankrupt? Burn wood pellets!

Today, there are nearly 500,000 pellet stoves and fireplace inserts heating homes throughout the United States and Canada. These units may look like freestanding woodstoves and fireplace inserts — and the flame from a wood-pellet fire looks virtually the same as a traditional wood fire — but they light with a touch of a button and deliver clean, economical heat.

Wood-pellet fuel produces virtually no smoke emissions. In fact, pellet stoves and inserts burn so clean that they are exempt in most areas where air quality is regulated.

Wood pellets are nature's most renewable energy resource. They are a nonfossil fuel made of compressed sawdust — a manufacturing byproduct that might otherwise go into landfills.

Wood pellets from 80 mills in the United States and Canada are readily available at fireplace and stove shops, home-improvement centers, and building-product and feed stores throughout North America.

An entire winter's supply can be purchased in the late summer or early fall, allowing homeowners to "lock in" heating costs for the entire season, instead of paying an exorbitant cost to heat their home during


the peak of winter. Early purchases of pellet fuel, in fact, result in even greater cost savings.

More good news is that an entire winter's supply of wood fuel pellets occupies much less space than a comparable amount of cordwood.

Pellets produce very little ash when burned, which means there is only a small amount of residue to clean out of the stove or insert. Further, the ash pan on many pellet stoves only needs to be emptied once or twice per year. With a pellet stove or fireplace insert, there is virtually no creosote formation — the major cause of chimney fires.

A product of modern technology ("high-tech heat"), storing and using pellets eliminates the insect-ridden woodpiles, the mess around the hearth, and the daunting task of splitting and hauling firewood.

## We Hate To Say It... ...But Winter Is Just Around The Corner BE READY!



With A  
**KUBOTA**  
SNOWBLOWER

"Glengarry's Exclusive Kubota Dealer"

**TOUGH KUBOTA STUFF** **GREEN VALLEY KUBOTA LTD.**

Hwy 34, Green Valley, Ont. (613) 525-2190

## Closing your swimming pool for winter

Closing your pool properly for the winter can make next year's start-up a lot easier and eliminates the need for major repairs in the spring. This yearly maintenance routine takes a couple of days to complete and basically consists of adding winterizing chemicals to the water, plugging up return lines, shutting down support equipment and covering the pool.

You can close your pool yourself or you can hire a professional pool service company to close it for you. A pool service company will remove water from all the lines, pour in antifreeze, plug up the lines, drain the pool, add winterizing chemicals, balance the water, install a winter cover, and remove and store deck furniture and equipment.

**Closing your own pool**  
If you close your pool yourself, follow these steps:

- Balance the pool water to prevent stains, scaling and algae growth during the winter by taking a sample to your professional pool dealer for an accurate reading.
- Add special winterizing chemicals, e.g., sequestering agent, algicide, and shock with chlorine.
- Let pump and filter system operate for 12 hours to allow chemicals to circulate throughout pool.
- To prevent filter from clogging over winter, add a degreaser to the filter, and backwash.
- Drain pool to just below return outlets for inground pools; for above ground pools, ground pools, lower water level about two feet.
- Drain all pumps, hoses, pipes, heater and filter (preferably with a special vacuum) to prevent damage from frozen water.
- Install three feet of special foam rope down main drain line inside skimmer and cover both skimmer and returns with special threaded plugs to prevent pool water from running back down into the pipes.
- Add special pool antifreeze to skimmer and pumps — other types of antifreeze are toxic when used in pools.
- Clean pool: Skim leaves and other debris from water surface; scrub tile along waterline; vacuum sides and bottom of pool; clean debris from skimmer and pump strainer basket and place both in storage for winter.
- Place winter cover on pool and store pool accessories, e.g., slides, ladders, diving boards, patio furniture.
- Shut off electric power and gas to all support equipment and lock gate to pool fence, ensuring there are no areas in the fence where intruders can enter.

When closing down your pool for winter don't forget to see the professionals at: PMP Centre, Roy's Pools, Cameron's Pools and Lajoie Seasonal Centre

**Tempo**

**From \$349**

11x20x6'6"

The Exclusive Franchise Tempo dealer for the Alexandria-Cornwall area is located at **ROBERT'S RENTAL**

The Tempo Temporary Shelter  
See our wide selection of models and ask about our Custom-Made Shelters

**ROBERT'S RENTAL-SALES-SERVICE**  
19740, Highway 43, R.R.3  
Alexandria, Ont. K0C 1A0

525-2807

VISA MasterCard

**GET THE DROP ON WINTER BEFORE WINTER DROPS YOU**

**SNOWTHROWER** **29<sup>95</sup>**  
Pre-Season Tune-ups From

Stop by or phone for your own Tune-Up Sheet outlining the extensive inspection and servicing we offer with our Pre-Season Tune-Up  
Efficient, courteous service to all makes of snowthrowers

**WHITE SNOWBLOWERS**  
**1.9% FINANCING**  
12 months, o.a.c.  
Limited Time Offer  
3-Year Warranty  
On-The-Spot Financing

**WHITE**  
OUTDOOR POWER PRODUCTS

**TROTTIER SALES CENTRE**  
Hwy 34, South Alexandria 525-1925

**Getting Ready For Winter?**

Think Of The Experts At  
**GREEN VALLEY VITRERIE-GLASS LTD**

We'll \$AVE You From  
**25% To 35%**

On Our Complete Line-up Of

**abp**  
A.B.P. Products Inc.

**Windows, Doors and Patio Doors**

SEE THE EXPERTS AT  
**GREEN VALLEY VITRERIE-GLASS LTD**

Hwy 34, Green Valley, Ont. (613) 525-2704



# Home Improvement

## Beautiful Spring flowers begin with Fall bulb planting

A few hours spent in the garden this fall can ensure a beautiful springtime yard next year, and for years to come. Fall bulbs are perennials - they come back every year - and some even "naturalize", meaning they multiply on their own and create a bigger display year after year.

A major trend among Canadian gardeners is the return to classic Victorian flowers such as iris and crocus, which are planted in stunning one-color groups, sometimes directly into lawns.

### Buying bulbs

Bulbs will start appearing in the stores during the first week in September.

Buy early and look for bulk packs of one species in order to get the colors you want (Loose bulbs get mixed up easily so always choose pre-packaged ones.)

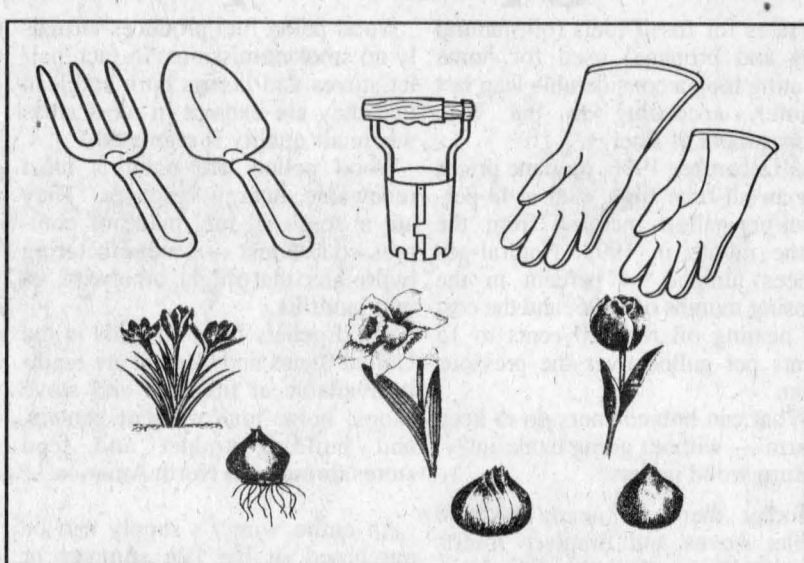
Check that bulbs are firm and have a white hue on the skin. No green tip should be showing except on some species of Iris. (A gardening expert can provide more information.)

Bulbs can be stored in a cool garage or shed until it's time to plant.

### When to plant

The first "killing frost" of the year signals it's time to plant the bulbs - this is usually in mid-October for most of Canada.

Pull out annuals and plant bulbs in



The first killing frost of the year signals it's time to plant your bulbs.

borders or with crocus, directly into lawn or grassy banks.

### Bulbs prefer sunny areas with well drained soil

If your soil is a little too wet, mix in a little sand to promote more effective drainage. Moss is an indicator of wet soil, so avoid mossy areas.

Planting bulbs in a shady area is fine as long as the trees are deciduous as bulbs will bloom before there are leaves on the trees.

When planting, it is best to arrange bulbs in single color groups

for maximum impact. Follow the planting instructions for the specific variety purchased - generally large flowers, such as tulips and daffodils are widely spaced and smaller ones, such as crocuses are planted closer together.

Make planting easy by investing in a hand bulb planter that pulls out a plug of soil and drops a bulb into the hole in one easy move - no digging or bending. Or use a broom pole to make holes in lawns and banks to save a lot of bending.

Give your bulbs a boost. After digging the holes sprinkle in a little bone meal and three-in-one peat mix before dropping in the bulbs.

Dried blood meal sprinkled on the surface will discourage rabbits and squirrels from digging bulbs up.

Apartment dwellers and people with patios can also enjoy the beauty of spring bulbs by planting dwarf bulbs in containers stored in a cool shed, garage or fridge over the winter and brought out for display in early spring.

### What you need

Tools: Shovel and trowel, hand bulb planter (optional), broom handle.

Materials: Bulbs, three-in-one peat mix, bone meal and/or blood meal.

### Approximate price guide

Bulbs - 15¢ to \$1 per bulb (depending on variety.)

Three-in-one peat mix - \$3 for a 30 litre bag.

Bone meal - \$5 for a two kilogram bag

Blood meal - \$5 for a two kilogram bag

Hand bulb planter \$3 (basic), \$10 (deluxe).

Get all your fall planting needs at: ABS.

## Burn calories finishing house repairs

Many people seem to dread repairing minor problems that need to be fixed around the house. However, aside from the fact that making the necessary repairs will help improve a home or apartment, it also can help people lose weight.

According to Dr. Bryant A. Stamford, an exercise physiologist at the University of Louisville and author of "Fitness Without Exercise," the American home offers more forms of exercise than "any fitness device ever designed."

"As little as 30 to 60 minutes a day of light to moderate activity around the house and yard can reduce risks of fatal heart disease," Stamford says.

As annoying as home-improvement chores can sometimes be, they

offer the perfect way to burn up calories, while getting housework done at the same time.

The following is an example of the number of calories that can be lost by a 150-pound homeowner:

Bricklaying	205
Carpentry	225
Chain-saw work	220
Electrical work (rewiring)	240
Gardening	300 to 450
Housecleaning	150 to 250
Lawn mowing (push rotary mower)	300-400
Making beds	135
Painting (interior)	135
Painting (exterior)	315
Pick and shovel work	585
Raking leaves	225
Wallpapering	190

## Environmentally-friendly fall yard and garden clean-up tips

Getting the lawn and garden ready for winter can generate a lot of waste and clog landfill sites needlessly. Homeowners can help the environment and do their lawn and gardens a favor this fall by following a few simple earth-friendly steps.

### Try a mulch mower

Don't spent time raking up grass clippings; instead use a mulch mower to cut grass finely enough to be left on the lawn. Not only does this return essential nutrients to the lawn for a lush green yard next year but generates no waste.

Look for convertible mulch mowers that can break down both leaves and grass.

### Prepare plants for winter

Bring in any house plants to protect them from frost.

To keep unwanted insects out of the house, spray first with an environmentally-friendly insect spray.

Tropical plants will stay dormant throughout the winter months. Prune them and reduce watering and fertilizer. Fertilize them once the clocks change to Daylight Savings Time in the spring. A fish fertilizer is the best natural, organic choice.

Leave seed heads on perennial plants over the winter for the birds to eat.

Tie burlap sacking around young trees and evergreens.

Protect roses through the winter

In most regions of Canada, rose grafts need to be protected by eight to 12 inches of mulch, top soil or rose soil.

Plastic rose collars filled with

mulch or straw are also a good way to insulate roses through the winter.

### Fertilizer your vegetable garden

Give your vegetable garden a boost for next year. When the vegetable garden is finished for the season, turn in composted manure to rejuvenate the soil. It's completely organic and safe for the soil.

### Tips on composting

Fall is a good time to start composting. Composted soil makes an environmentally friendly fertilizer for the garden.

A good composter can be purchased for approximately \$40.

Put both garden and kitchen waste in the composter. Ensure that only

vegetable matter is added.

Speed up the composting process with a layer of soil between each layer of compost. Compost accelerator can be added to speed up the decomposition process.

Composting takes between eight to 12 months to develop good soil.

Take composted soil form the bottom of the composter.

Well composted soil is jet black in color and does not have an unpleasant odor.

### What you need

Tools: Mulch mower, composter, shovel, garden fork.

Materials: Environmentally friendly insect spray, burlap sacking, straw,


compost accelerator, top or rose soil, rose collars.

### Approximate price guide:

Mulch mower, \$220 to \$300 price range; composter, \$40; composter accelerator, \$5 to \$10; environmentally friendly insect spray, \$6 to \$10; burlap sacking (3'x20'), \$4 to \$7; rose or top soil, \$2 to \$4 (30 litres); rose collars, \$2 each.

Get your yard and garden needs at:

- ABS
- Green Valley Kubota
- Trotter Sales Centre
- Maxville Farm Machinery



## The Time Has Come to CLOSE YOUR POOL!

We have everything you need, or we can do it for you. Don't wait before the weather gets too cold...Call the service professionals!

### CENTRE P.M.P. CENTRE

Pumps • Motors • Pools

#19976 Hwy. 43, Alexandria

525-3676

Save up to **33%** On Selected Designer's Touch® Paint

Designer's Touch® Interior Eggshell Latex (3670)

- Virtually no odour
- High hiding
- Scrubbable low lustre finish
- 100's of pastel colors

**SAVE 33%\*** 23.42 (3.78L) \*Our reg. low price 34.96

Designer's Touch® Interior Semi-gloss Latex (5300)

Adheres to glossy painted surfaces without undercoating. 100's of pastel decorator colours

**SAVE 25%\*** 24.72 (3.78L) \*Our reg. low price 33.96

**Our Best**

Color Your World® Home Decorating

**30% To 40% Off\*** All Wallpaper Book Orders

When you buy 2 Single Rolls or more

You'll find your special pattern in all the latest books

BEATRIX POTTER  
CAREY LIND  
YORK  
BEST OF BRILL  
WILLIAM MORRIS  
FUN FRIENDS

\*Color Your World's regular price per single roll/spout. Fabric and accessories not included. Books may vary by store.

Color Your World®

Your best paint, wallpaper & carpet value


439 Main Street S. Alexandria, Ontario

**525-6600**

Prices guaranteed until October 26, 1997. Not all items may be available at all stores. Dealers may sell for less.

## THE Truth ABOUT OIL HEAT..

Your OIL HEAT SUPPLIER offers the best service plans and furnace conversion programs available.



FOR INFORMATION CALL  
Perley at (613) 527-2100 or  
Roger at (613) 525-1685  
Sales and 24-Hour Service of  
Home Comfort Products

- Oil heating equipment can be purchased for reasonable monthly rates. If you're already heating with oil, an upgrade to high efficiency is easy and economical.
- The oil fired water heater heats water twice as fast as natural gas and five times as fast as electricity.
- The oil fired water heater is the most economical way to heat your domestic hot water.
- Efficient Oil Furnaces are installed by experienced, trained technicians. It's convenient, clean and easy to Switch to Oil.

Warm up to

**EFFICIENT  
DEPENDABLE  
ECONOMICAL**

Oil Heat!

**YES! YES! YES!**

We DO sell and install complete heating systems:  
\*furnaces • duct work • plus air conditioning!

**WE ALSO RENT OIL FIRED WATER HEATERS**

For a **FREE** Estimate call

**MacEWEN PETROLEUM INC.**

Sales and Service


527-2100 (Maxville)

525-1685 (Alexandria)

or 1-800-267-7175 Maxville



## CHAINLINK FENCING For Yard Security



Install It Now Before The Frost  
Good Selection of Colours



LAJOIE SEASONAL CENTRE

- POOLS • SPAS • AWNINGS •
- GAS FIREPLACES •
- CHAINLINK FENCING

Hwy. 34 South (at GTL Bldg) Alexandria  
525-1923