



WINCHESTER  
*Press*  
Snowmobile Supplement November 1975

# Snowmobile issue biggest yet

Reader Approval is always the aim of those who work conscientiously in the publishing field.

We, at The Winchester Press, are extremely well pleased that our annual 'SNOWMOBILE ISSUE' has been so enthusiastically endorsed by all who are interested in the popular winter sport.

Proof of such a statement, if any were necessary, is the fact that when the idea was conceived in 1968, it consisted of a 2-page

spread in our regular edition.

In 1969, by popular demand, we expanded to an 8-page supplement and included a few briefs on safety.

Dealers and sportsmen (and women) demand still more and last year more pages were added to accommodate this demand and the result was a 12-page tabloid.

Rugged individuals in a rugged winter climate love the great outdoors, and it appears this season will find more and more

'trails' as the number of machines continues to increase.

Sales increase, clubs expand, new clubs organize and we feel compelled to keep in stride — resulting in 12 pages of interesting stories; safety hints; rules to follow; constructive criticism; and of course attractive endorsements of various types of machines, dealers and repair depots.

We feel we initiated the plan in 1968 and are rather proud

when we note many other weeklies, as well as dailies, releasing special pages along the same lines.

If you plan to buy this season we suggest the following pages as an ideal shopping guide.

If you already own a machine possibly a careful study of the many advanced improvements this year, may suggest a trade.

If you plan to use the old machine another year we know the safety hints and other information will be valuable.

We've attempted this year to

carefully blend the paid advertising, government regulations, and safety hints and hope the result is a document you will file away and refer to often.

We draw attention to the fact that each dealer has colourful brochures available and will gladly mail out copies. A telephone call is all that is required.

We hope our efforts meet with your approval and as winter closes in our message to all snowmobilers is simply this: "May all your 'trails' be happy ones - and safe ones".

## Keep sport fun

The popularity of the snowmobile soars. With this year's sales estimated at 50,000 the Ontario total will reach 160,000.

The need for more caution was never more pressing either.

Snowmobiling may have the highest fatality rate of any recreational activity in the world, the Ontario Safety League warns.

Not only are there far more drivers but the new machines are much faster. Many can do 60 mph, more than twice the speed of the first seven-horse engines.

The vast majority of enthusiasts have no trouble. They zoom across solidly frozen lakes in the open air, turning winter week-

ends into a fun-time for the family at resorts formerly idle after October.

There are limitations, however, especially with the new machines. For example, jumping. Let's face it; even if the equipment can take the punishment indefinitely and that's doubtful, the riders cannot.

Scientists report that at 30 mph, the jumper subjects his spine to a force of eight-and-a-half times that of gravity.

"A snow vehicle is no fun if you get hurt," a folder issued by the Ontario Department of Transport, reminds. It warns that freeways are positively closed to these vehicles. Schedules on roads where they are permitted

may be obtained from the department. A motor vehicle driver's license is required in these cases.

Regulations as to registration, insurance, collision reports and lights apply as they do to other vehicles.

Passenger hand grips, to make sure children aren't flipped off, will eventually be required with a "kill button" so the engine may be stopped if the throttle sticks from frost.

These measures will be helpful. Common sense will do most for a sport, which as many thousands already know, and as the sales figures suggest, is too good to be abused.

# SNOW MOBILE



# HELP?

**Royal Bank, Winchester**  
George Callan, manager

Well you've come to the right people if you need snowmobile help.

Come in and talk over our Termplan Loan or inquire as to how you can get Chargex to ease your problems.

Remember! Banking is our business, and we're in business to serve you better.



## Snowmobiling?

See Us For All Your  
Snowmobile Needs!

## Snowmobile Suits

Adults, Teens & Children

**1 piece suits**

Adults & Teens

**2 piece suits**



**Snowmobile Mitts**

All Sizes

**Snowmobile Oil  
Gas Cans Tool Kits  
Spark Plugs**



**Snowmobile Boots  
Drive Belts**



**Helmets & Visors**

**2 WEEK SPECIAL  
Fina 'Poly-B' Snowmobile Oil**

**\$15.** Case Of 12  
Plus Tax

**A. T. Allison  
& Sons**

Inkerman

989-2818

# Everything for the Snowmobiler



Trail blazing  
Values on...

CANADIAN-MADE

**One-Piece  
Snowsuits**

Ladies' or Men's

**49<sup>95</sup>** Each

Men's: 34, 36, 38, 40, 42, 46 & XL  
Ladies: 10, 12, 14, 16, 18 and 20

Made of the highest grade materials including polyurethane-coated weatherbar nylon for durability. Heavy-duty belt and zippers. Warmth-protected polyester insulation with nylon lining. Black outer shell with Yellow and Silver stripes.

Get covered now with  
a Canadian Tire Card



**25<sup>95</sup>** Small  
Medium **29<sup>95</sup>** Large **34<sup>95</sup>**

HEAVY-DUTY—UNIVERSAL FIT  
**Snowmobile Covers**

Rear Vent prevents billowing  
and ripping while trailering.  
Tough 30-ounce automotive  
grade, nautahide vinyl with  
reinforced stress points.  
3 universal sizes for most  
popular machines in Black.

## SNOWMOBILE VALUE-AIDS



A. ANTI-SPILL  
Batteries

**32<sup>95</sup>**  
Trade-in  
Price

Tube or Cap Type Venting  
L-type terminal; plated wing  
nuts. Min. 0°F. cranking  
amps. 175. Min. reserve  
capacity, 35 minutes.  
Mor-Power.

B. WATERPROOF BULB CADDY  
Molded polyethylene.  
holds spare bulb. . . **.99**

IGNITION PARTS (most makes)  
C. Points Each. . . . . **\$1.45**  
D. Condensers Each. . . . . **.98**  
(Coils Each. From . . . **\$6.49**)

E. PANORAMIC SAFETY MIRROR  
Convex Plexi-View  
face, 5" x 4". . . . . **3<sup>49</sup>**

F. PASSENGER HANDLES  
Chromed, tubular  
steel with bolts. . . . . **3<sup>59</sup>** Pair

G. LICENCE-PLATE HOLDER  
With Screws. From . . . **85<sup>¢</sup>**

H. "CHAMPION" SPARK PLUGS  
For peak performance. Standard type. **1<sup>39</sup>**

J. "BOSCH" SPARK PLUGS  
Choose from a wide  
range. From . . . . . **1<sup>15</sup>**

K. SPARK PLUG PROTECTOR  
Weatherproof container for spare plug. **.59**


L. MOTOMASTER DRIVE BELTS  
**6<sup>49</sup> to 16<sup>39</sup>**  
Hi performance, heavy-duty.

M. CARBURETOR RAM TUBES  
For HD or HR carburetors **7<sup>95</sup>** Each

Improves engine's performance. Chromed with inlet screen. Value Priced!

N. CHROMED VENT GRILLES  
Provides extra air circulation to keep your engine cool. Pair. **3<sup>98</sup>**

O. "DAYCO" MALAMUTE FLAP  
Heavy quality rubber. Universal fit on rear of machine. Only **3<sup>99</sup>**



1. C.S.A. CERTIFIED  
Helmets

**13<sup>49</sup>**

White polycarbonate shell.  
Child's and Adult's M,L,XL.

2. FACEGUARD and VISOR  
Conversion Kit

**21<sup>95</sup>**

Changes most standard helmets to 'full face'. Griffin.

3. Felt Face Mask  
Elastic Headband

**3<sup>49</sup>**

4. ZIPPERED, PILE-LINED  
Nylon Mitts

**8<sup>49</sup>** Pair

Leather palm. Elasticised inner cuff. Sizes S,M,L.


5. NYLON UPPERS, FELT LINED  
Snowboots

Pair **6<sup>95</sup>** Men's **8<sup>95</sup>** Pr.  
Ladies' 7-12 **6<sup>95</sup>**  
Youth's 3-6 **6<sup>95</sup>**

A warm buy for the family!

6. Child's 8-13, 1, 2, Pair. . . **\$5.95**

7. High-Top Felt Liners  
For most full sizes. Pair. . . **3<sup>49</sup> to 3<sup>99</sup>**



P. 10-FOOT  
Tow Cable

**3<sup>49</sup>**

Vinyl-coated 1/8" woven-wire. 1200 pound break strength.

R. UNIVERSAL MOUNT  
Compass

**6<sup>99</sup>**

Fluid tested to 90° below 0°F. Illuminated; compensators.

S. ONE-GALLON  
Jerry Can

**3<sup>89</sup>**

Non-corrosive plastic is CSA/UL certified for gasoline. Value!

Reliable Snowmobile Oils

T. "BARDAHL" VBA, 20 FL. OZ.

Famous for faster starts, less plug fouling and carbon build-up. 40:1 fuel mix. Zip-top can. . . . . **1<sup>49</sup>**

U. "CASTROL" RACING OIL

Quicker starts and reduces plug fouling. Made from low carbon base oils. 20-fl. oz. zip-top can. . . **1<sup>29</sup>**

MOTOMASTER, 40-fluid ounce bottle. . . . . **\$1.69**

V. "STP" WITH GAS TREATMENT

Formulated for top, clean, smooth performance at fuel/oil mix of 40:1. 20-fluid ounce can. . . . . **1<sup>29</sup>**



Phone 535-2845

# W. P. Henophy Ltd. - Williamsburg


## Snow Trails

BOB BREWSTER



"TRAIL RIDING IS ONE OF THE MOST ENJOYABLE FORMS OF SNOWMOBILING."

IF YOU ARE NOT FAMILIAR WITH THE AREA, SECURE MAPS FROM LOCAL OFFICIALS OR CLUBS, STUDY THEM BEFORE STARTING OUT, AND FROM TIME-TO-TIME, ON THE TRAIL.



A TRAIL LEADER SHOULD BE DESIGNATED WITH ALL THE FOLLOWING RIDERS KEEPING A SAFE DISTANCE BETWEEN MACHINES. HAND SIGNALS ARE USED BY ALL DRIVERS. IF YOU ARE GOING TO STOP, RAISE THE RIGHT HAND. TURNS ARE SIGNALLED BY POINTING THE ARM IN THE DIRECTION OF THE TURN.

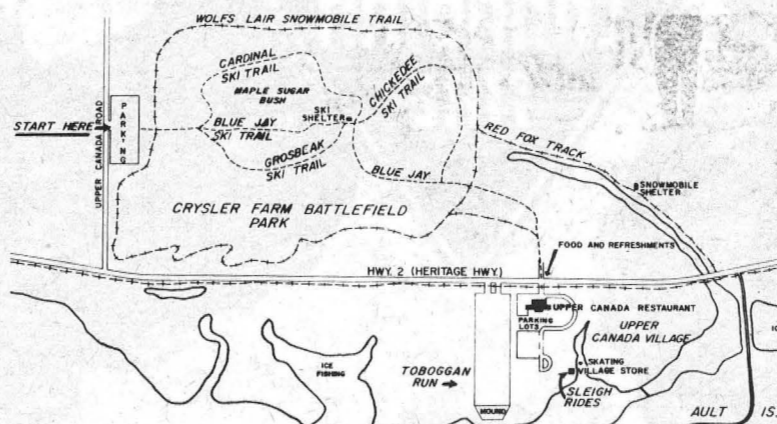


WHEN CROSSING ANY ROAD OR RAILROAD, NEVER TAKE A CHANCE OF CROSSING "ON THE FLY". ALWAYS STOP, LOOK AND LISTEN, AND THEN PROCEED ACROSS AS QUICKLY AS POSSIBLE.

## Winter Recreation?

How about Snowmobiling, Cross Country Skiing or Snowshoeing?

The St. Lawrence Parks Have It All!



The St. Lawrence Parks Commission

Morrisburg, Ontario.

## How this Toro can hurl a ton of snow a minute

The key is two-stage construction. An "intake auger" that bites deep into the snow and then a "hurling fan" that throws snow up to 25 feet! There are over 20 features that can add up to a ton of snow a minute!

Toro's patented drum-type intake auger (see drawing) is efficient. It meters snow evenly to help reduce clogging.

Then the powerful hurling fan takes over. It's 14" wide, capable of hurling up to a ton of snow per minute 25 feet!

There's a powerful 8-h.p. engine that's winterized to start easily, even on sub-zero mornings.

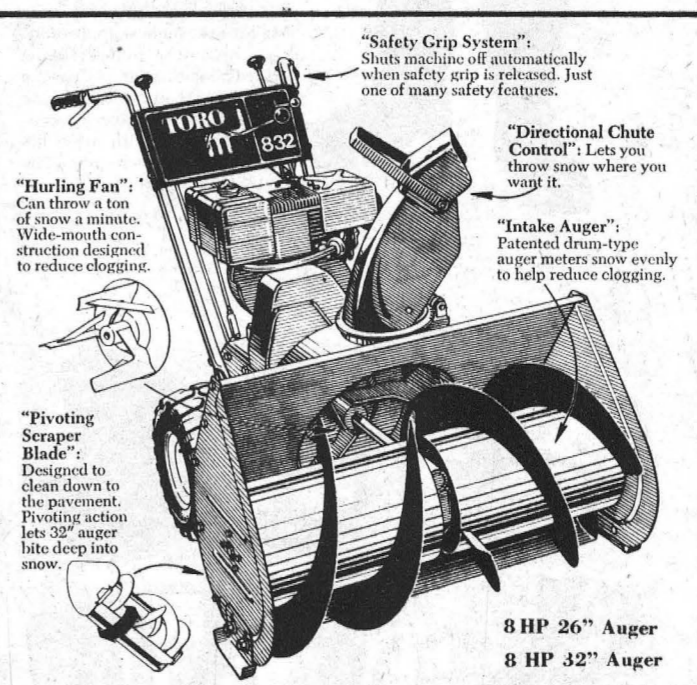
The directional chute control is extra wide, designed to reduce clogging. It lets you throw snow where you want it, to the left, right or straight ahead.

Unique pivoting scraper blade is designed to clean down to the pavement. The "pivoting" action lets the auger take a deeper bite. Gives smooth operation so you do less work.

Independent wheel clutches let you make one-hand turns. Just disengage one wheel while the other keeps going. The machine does all the work.

Toro safety features plus options

Special safety grip system shuts the machine off automatically should you release the handlebars without first disengaging the auger.



"Hurling Fan": Can throw a ton of snow a minute. Wide-mouth construction designed to reduce clogging.

"Pivoting Scraper Blade": Designed to clean down to the pavement. Pivoting action lets 32" auger bite deep into snow.

"Safety Grip System": Shuts machine off automatically when safety grip is released. Just one of many safety features.

"Directional Chute Control": Lets you throw snow where you want it.

"Intake Auger": Patented drum-type auger meters snow evenly to help reduce clogging.

8 HP 26" Auger  
8 HP 32" Auger

If you stumble, a non-locking reverse gear automatically returns to neutral if the shift lever is released.

"Cleated" pneumatic tires provide good traction and stability. For extra traction, optional chains and studs are available.

### A TORO FOR EVERY SNOW REMOVAL JOB

New heavy-duty two-stage, 7-h.p. 24-inch auger. Toro's popular 2-stage.



5-h.p. intermediate two-stage, 24-inch auger blade; rugged Toro construction.



Versatile Snow-Pup, 2.5-h.p. 14" or 21" wide. Light weight, manoeuvrable.



### A guaranteed Toro for every job

Toro has seven models to choose from, including the 524 and 724 intermediates and the amazing Snow Pup®. All Toro snowblowers for residential use are guaranteed to the original owner against defective parts and workmanship for one year. Transportation costs excluded.


Ask your nearest Toro Dealer for a free demonstration. You'll find him listed in the Yellow Pages.

## Snowmobiling this winter?



Be sure you're covered.

Being avid snowmobilers ourselves, we know the hazards but we also know insurance.



With Offices in

Winchester ..... Phone 774-2832  
Chesterville ..... Phone 448-2854  
South Mountain ..... Phone 989-2157

If you purchase a new TORO, we will give you a free electric start and tire chains, RETAIL VALUE \$120.00

Haven't you done without a Toro long enough? **TORO**

2951 Bank St.

**Bytown**

Opposite K-Mart

**Motor Sports**

Hwy 31,

Blossom Park

521-2527



# Snowscapes

## Winter's way of warming up

A storm of snowflakes, a swirl of untouched white dancing on a drift, branches hung heavy with sparkling, sunlit snow, icy blue skies — winter is turning landscape into snowscape.

Time to chase old man winter with your camera.

Snowscapes make beautiful

photographs, whether you put them into your photo album, slide or movie entertainment, next year's photo greeting card, or hang them in your home like paintings, all year round.

The pictures you take speak out for the way YOU react to our chilly but beautiful climate.

If you're off snowmobiling in the countryside, remember your camera and a sturdy supply of color film. It just might be the day when you come across the scene you'd like to make permanent in your living room.

When taking snowscapes, keep in mind a few thoughts about composition. Composition? It's the way we select and arrange the elements of the picture in the viewfinder.

This moment's planning makes the difference between good pictures and exceptional pictures.

First of all, the right angle. Don't be shy about surrounding your subject in search of a viewpoint. Try shooting from several angles. It can be fun.

Best place to locate your subject or "centre of interest" is just off-centre in the scene. You'll be surprised how your pictures grab you when the subject is liberated from that monotonous centrespot.

For example, the footsteps in the snow are the subject in the shot above. Note how they lead the eye INTO and through the photograph, and finally to the lonely figure in the distance.

The footsteps also make a curved line, the nicest distance between two points. It's this kind of touch that makes winding streams, country roads, and pretty girls favourite camera game.

Be careful to reduce your scene to its simplest elements. Then move in as close as you can, while keeping everything in the picture. The simpler and uncluttered the picture, the greater impact it has on the viewer.

The traditionally perfect day to capture snowscapes is bright and sunny, with a sparkling crust of snow and blazing blue skies. And a day like this really does guarantee bright pictures.

But remember, a gray-and-white "monochromatic" day also has its beauty, often a melancholy, lonely sensation of winter. It all depends on the YOU behind the camera and what that YOU wants to express.

Sure, winter is cold. But there's a lot of warmth in a beautiful picture you take yourself.

### Be An Ambassador

Local people will judge snowmobilers by your conduct. In many areas, there are no regulations regarding snowmobiling. Your actions could result in harsh by-laws depriving others of fun and enjoyment.



**Whirlwind  
Chinook  
Cyclone  
SKI WHIZ**

## Massey makes it happen ... sure as the wind blows.

If it has to do with snowmobiling, Massey has it for you this season. There's a complete selection of sleds, from high performance models to economy compacts and everything in between.

You've been looking forward to a great year of snowmobiling, and your Massey dealer is ready to help you make the most of it.



# SOUTH

**FARM EQUIPMENT**

**Winchester**

ON HIGHWAY 31 AT  
DUNDAS-CARLETON  
BOUNDARY

**774-3379**

**MF**  
Massey Ferguson

Please clip

## Survival strip

Save a life with this strip. Carry it in your car, or snowmobile . . . Remember these rules.

1. DON'T PANIC -  
Conserve your energy and warmth.
2. CHECK FOOD -  
Carry dehydrated emergency ration.
3. EAT CLEAN SNOW -  
Quench thirst. You can survive three weeks on it alone.
4. MAKE SHELTER -  
Use snow and evergreen boughs. Birch bark is waterproof.
5. LIGHT FIRE -  
Use ice to reflect sun's rays. Keep fire out of wind. Reflect fire into shelter.
6. MAKE SIGNAL -  
Throw snowmobile oil on evergreen boughs for smoke.
7. MAKE YOUR POSITION CLEAR -

Tramp wheel (100 ft. diameter) use upright boughs on southside to cast shadows. Your signal is now visible from a plane.

Before You Leave - on a snowmobile trip, let your inten-

## Pack in, pack out

Snowmobilers, skiers, hikers take note: Snow won't disintegrate the carelessly-discarded litter it hides along trails, on frozen streams, and at campsites during wintertime.

That's why trail specialists urge winter outdoorsmen to follow a policy of "pack in, pack out". That means to take out everything you take into an area in winter, including cans, bottles, cartons, and other debris.

ded journey and time of expected return be clearly known to friends and local police authorities.

This Advice - has been cut to a minimum. Read more about survival techniques. It is information you can't obtain when you need it most.

—Thanks to Domtar

(Snowmobile Racers' Terminology)

Get Out Of The Hole - take off from the starting line.

Break Out - make your winning move.

Turtles - the people you left behind when "breaking out".

The Pack - your competitors.

To 'Lunch' Your Engine - to blow it up or burn it out.

Hanging It Out - drifting the rear of your machine on a curve.

Crossed Up - in a wild uncontrollable skid.

Hanging It Up - the finale to getting "crossed up".

A 'Blown' Engine - an engine souped up by boring the cylinders larger.

Cooling It - taking it steadily.

Charger - a driver who goes flat out all the way.

Tweaking The Carburetor - adjusting it for "leaned" fuel.

Leaned Fuel - fuel mixture

that has been thinned.

Stuffing The Crankcase - modifying the lower part of the engine.

Tuning The Exhaust - fitting a special system for extra performance.

Megaphon - a special type of tuned exhaust found on racing machines.

Wipe Out - disaster.

—Thanks to Domtar


## Snow Talk



Nitro



Rally



Sport



Magnum

**RUPP**  
fun machines

## Tibben's Equipment

652-4216

Brinston

## The new winds called Massey:

### Cyclone, Whirlwind, Chinook.



## Tibben's Equipment

Brinston

652-4216

**MF** Massey Ferguson

You're about to be introduced to three great new Massey snowmobiles: CYCLONE, the limited edition high performance competitor . . . WHIRLWIND, the all-around sports machine with a ride you have to feel to believe . . . and CHINOOK, the economical compact that acts like a full-size sled.

Each of these new Masseys is designed for a particular kind of snowmobiling, as enjoyed by a particular kind of snowmobiler. And each, in its way, will give you a ride as natural and free as the wind it is named for.

Without exception, new Massey snowmobiles offer an excellent power-to-weight ratio. You can kick out and go, or put maneuvering skills to the test and feel the sled respond to your every whim with superb handling characteristics.

Each new Massey has a suspension system matched to its weight, power and size. Each has a tuned exhaust system to help you get the most out of every drop of fuel while you go about your fun quietly.

There are new engines. New materials. And of course, new styling that makes a Massey look like it's moving even when it's standing still.

But to get an idea of the excitement that's built into these great new sleds, you have to get on one. Because one ride will tell you more than all the words in the world.

Once you do that, and test our sled against your ideas of what a sled should be, we think you'll go Massey. Sure as the wind blows.

## Simple safety rules for safe snowmobiling

### GENERAL SAFETY RULES

1. Know your controls. Read the owner's manual carefully. Learn how to stop engine quickly in emergency.
2. Always check the fuel level before starting.
3. Never add fuel to a running engine. Before adding fuel, shut off engine and use an approved safety container. Remember that gasoline can be a hazard.
4. Check throttle to make sure that it is free and not frozen.
5. Check your brake for proper adjustment.
6. Make sure that steering and skis are adjusted properly.
7. Keep all shields and safety devices in place — as instructed in owner's manual.
8. Make sure track is not frozen to the ground when starting your snowmobile.
9. Do not operate engine inside where fumes can collect.
10. Stop the engine whenever you leave the snowmobile — even for a moment.

### Special Safety Rules

1. ALWAYS WEAR A SAFETY HELMET.
2. WEAR CLOTHING SUITED FOR THE CLIMATE. AVOID LOOSE CLOTHING.
3. BECOME FAMILIAR WITH ALL CONTROLS BEFORE STARTING.
4. BE EXTRA CAREFUL WHEN OPERATING IN CROWDED AREAS.
5. BE EXTRA CAREFUL WHEN CARRYING PASSENGERS.
6. USE EXTRA CARE WHEN PULLING SLEIGHS, OR CUTTER. USE PROPER HITCH.
7. DO NOT ALLOW CHILDREN TO OPERATE YOUR SNOWMOBILE WITHOUT INSTRUCTIONS AND PERSONAL SUPERVISION.
8. STAY OFF LAKES, RIVERS AND RESERVOIRS UNTIL ICE IS SAFE.
9. SLOW DOWN AT NIGHT AND USE EXTRA CARE.
10. DO NOT LITTER. RESPECT OTHERS' PROPERTY.

### GENERAL SAFETY RULES

11. Don't leave your keys in the ignition.
12. Carry a tool kit and know how to use it.
13. Make sure the machine is equipped with emergency gear — spare spark plug, extra drive belt, tools and flashlight.
14. Always properly maintain the snowmobile. Frequently check all bolts, guards and parts. Follow manufacturer's maintenance and storage instructions.
15. Drive at a reduced rate of speed until you are thoroughly familiar with your machine and the terrain.
16. Don't tailgate.
17. Avoid ski and sledding areas.
18. Respect the rights of others — courtesy pays.
19. When travelling any distance, use the "buddy" system.
20. Don't venture out alone without notifying someone where you are going and when you plan to return.


## Additional hints for safe driving

1. Rough terrain and uneven snow surfaces can result in overturned machines and spills if travelled at too great a speed.
2. Mild weather with resultant wet snow and slush creates the worst conditions for snowmobile operations. Below freezing temperatures are necessary for the best snowmobiling.
3. Ice-travel is the most hazardous of all snowmobile operations. Snowmobilers should

never travel on thin ice without an intimate knowledge of ice conditions and water currents. Remember the shoreline of a lake is often the most hazardous because of currents created by tributary streams and rivers. 4. It is advisable to use the "buddy system" when travelling any distance. Do not attempt safaris into remote areas without an experienced person in the group.

5. Avoid public thoroughfares and when necessary cross at right angles using extreme caution.
6. When travelling in wooded areas slow down and watch for snow-covered stumps and fallen trees which could be hazardous.
7. Dress properly.
8. Carry survival equipment.
9. Learn the rules for survival. FOLLOW THE RULES AND LIVE TO SEE ANOTHER SPRING.

*the '76s are in!*



*"Move out" in '76 with Polaris Command Performance!*

Polaris builds a snowmobile for anyone who insists on overall superior performance . . . with more features, more reliability, and more dollar value than ever before.

Powerful Polaris Star engines are the most dependable in the business. From 175 to 433 cc's, both free air and fan cooled.

Race-tested high tensile rubber track with steel cleats gives positive traction. Rubber ice growers for added stability.

Polaris Torque Balanced Drive system provides smooth acceleration and efficient power transfer at all speeds, in all snow conditions.

Polaris hydraulic disc brakes provide positive stopping control. Conveniently located on left handlebar.

Other standard features on all Polaris models include: • steel slide rail suspension • hi-lo sealed beam headlights • Polaratone muffler system • hinged fiberglass hood • variable compression foam seat • plus dozens of other performance/convenience features.

**Command '76 Performance** **Polaris**  
QUALITY SNOWMOBILES

**DEEKS AUTO-ELECTRIC**

Winchester 774-2634

## Loiselle Ski-Doo Centre

**Bombardier Ski-Doo**

SERVICES  
AND  
SALES



T'NT 1976

443-2955

443-3260

Embrun, Ontario

## Winter opportunities for the outdoor family

Winter Wonderland Ontario Style!  
That's Crysler Farm Battlefield Park, a snow covered Family Recreational Region with all the trimmings!

Here you will discover nature as it was meant to be seen. Four cross country ski trails take you through a peaceful forest better known as the Crysler Park Maple Sugar Bush. It is not uncommon to see animal tracks in this region for it is within the boundaries of the Wildlife Sanctuary. Snowshoeing may be enjoyed throughout 3,500 acres of picturesque parklands. For the snowmobile enthusiasts, miles of groomed and marked trails are available. For those who seek a truly exciting outing the toboggan run on the Memorial Mound will provide family enjoyment.

For a truly unique and charming outing, take the family for a horse drawn sleigh ride through the streets of Upper Canada Village.

In addition to Crysler Farm Battlefield Park the St. Lawrence Parks Commission is responsible for over 6,000 acres of winter playground which includes the 1000 Islands Parkway, Long Sault Parkway and numerous other parks along the banks of the St. Lawrence.

After a full day of activities, relax to a hot meal at Upper Canada Restaurant (weekends only). Tickets for the sleigh rides and skating may be purchased at the Village Store where a fine selection of souvenirs, handicrafts and other gifts are available.

Parking facilities are available at both the entrance to the trails via Upper Canada Road (interchange 120, Hwy 401) and lots adjacent to the Restaurant and Village Store.

A well planned recreational program complimented by Eastern Ontario hospitality is "not so far away". Your equipment is all you require to participate in the activities. You will enjoy it!

All winter activities are subject to favourable weather conditions.

### Snowmobiling

- Wolf's Lair and Red Fox trails traverse over seven miles of wooded parklands in Crysler Maple Sugar Bush
  - The trails are marked, groomed and patrolled
  - Free parking is available at the entrance to the trails on Upper Canada Road south of Hwy 401 (exit 120)
  - A shelter is located on Red Fox Trail
- Snowmobilers may travel throughout the Long Sault Parkway, Crysler Park, and numerous other parks operated by the St. Lawrence Parks Commission
- All parklands other than restricted areas are open to snowmobiles
  - Safety is an important part of all recreation

## The New Alouette Brute



The slightly more-than-fantastic trail sled.

For 1976, Alouette Brutes give you more value. Reliability. Quality. Fun. And sheer excitement for your money.

You'll find features like:

- Sleek new styling
- Powerful 340 or 440 cc. Xenoah liquid cooled engine
- Fast starting CD ignition
- Reed Valves
- Twin Mikuni carbs

- Torture proven clutch and chain case
- Slider Suspension System

Brute's a desirable machine that'll keep you out in the cold for many winters to come. The all new, thoroughly exciting Brute. A snowmobile this fast is bound to sell fast. So hurry. See Alouette Brute today. While we still have one to show you.

# Alouette™

## Lee Shaver & Sons

R.R. 2 Iroquois

652-4224

## Get Ready For Snowtime '76!

### The Early Bird Gets The Warm-th

## Great Snowtime Values

# Snow Suits

from

## \$14<sup>95</sup>



Canadian Made

## Snowmobile Boots

from

## \$12<sup>95</sup>



## Snowmobile Mitts

Children & Adults

from \$4<sup>39</sup>

All Leather Adult Mitts

## \$11<sup>95</sup>



## Helmets

Plain C.S.A.

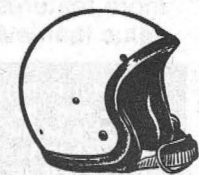
## \$16<sup>95</sup>

Metalflake C.S.A.

## \$18<sup>95</sup>

Bell-type with Visor

## \$44<sup>95</sup>



( Large Variety Of Colours )

## Winchester Sporting Goods

Winchester

774-3346

# Protective clothing to brave the cold

Few things have done more to stimulate an interest in snowmobiling than the development of suitable winter clothing. Zero temperatures are no problem for the winter sportsman who is appropriately attired.

A snowmobile suit, which usually consists of something like a waterproof nylon shell, quilted nylon lining and insulation

material, is extremely valuable. What you wear beneath the suit depends on the weather, but in really cold temperatures thermal underwear rates high with experienced snowmobilers.

The hands, feet and head deserve very special attention. Protect your hands by wearing a pair of leather mitts with good wool liners or heavy gloves

inside. Gloves and helmets not only ward off the cold, but protect you from scratches when you're traveling through the brush.

A good helmet will usually have snaps across the front for a face shield, a snap-tab on the rear to hold a goggles strap in place and a chin strap.

Protect your eyes with goggles or a helmet shield. Goggles with green or grey lenses are good for bright sunshine, while yellow hues are preferred on dark days or late afternoons. Goggles protect the eyes from tree branches and keep them from watering.

Waterproof, thermal boots with two pair of socks (one light weight, one wool) and you'll be all set to brave any weather.



## Snowmobiling Is A Great Canadian Winter Sport


Keep it safe and enjoyable by making sure that you, your family and your machine are well insured.

Give us a call when the snow starts to fall. We can make sure that you will get the best coverage and protection for your money!

**McVEY**  
**Insurance Service**

Metcalfe

821-2524




**The  
money  
you never  
knew you  
had.**

Action Money is a loan but better than. Chances are all you need to get it is a steady job, an honest look, and the Bank of Montreal. It's the loan you have before you ask. Because asking only activates credit you already have. Even if you're not a customer. Yet.

**Snowmobile  
loans are  
available**

Bank of Montreal   
The First Canadian Bank

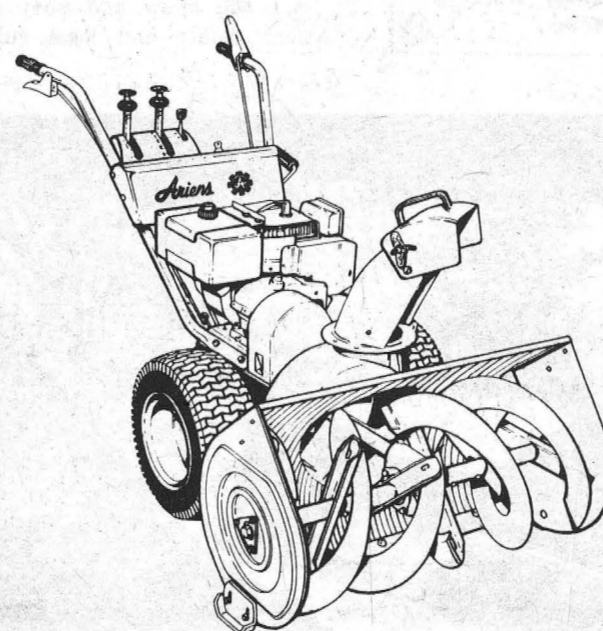


Manager Winchester Branch J. M. Heffernan



A CUT ABOVE THE REST!

**Ariens**



**IF YOU HATE  
SHOVELING  
SNOW FOR  
HOURS...  
HERE'S HOW  
TO HATE IT  
FOR ONLY  
MINUTES!**

When winter's at its worst, the rugged, powerful Ariens Sno-Thro will muscle its way through the heaviest snowfalls and knee-deep drifts with ease. An Ariens makes snow removal almost fun.

Easy to maneuver, the Ariens Sno-Thro cuts a clean swath with its two-stage, self propelled action. The 230° swing-around discharge chute throws snow up to thirty feet. Waist high, finger-tip controls ensure quick response. Available in 4 HP, 5 HP, two 6 HP and two 8 HP models with auger widths from 20" to 32" to suit your needs.

Why not join the thousands of discriminating owners who have chosen Ariens for their winter-long snow-removal chores.

**GEGGIE'S**




**Home Hardware**

VALUE • SERVICE • DEPENDABILITY

Winchester

Phone 774-2700

**Snow Trails** BOB BREWSTER



A FEW SIMPLE ECONOMY MEASURES CAN EXTEND YOUR SNOWMOBILING PLEASURE SUBSTANTIALLY. IN PRE-MIXING GASOLINE OR FILLING THE SLED'S FUEL TANK, TAKE YOUR TIME. YOU'LL SPILL LESS.

USE THE PROPER FUEL-OIL MIXTURE, SUGGEST THE MERCURY SNOWMOBILE ENGINEERS. MIXING TOO LITTLE OIL INTO THE GASOLINE IS DANGEROUS; MIXING TOO MUCH IS WASTEFUL. BE SURE TO MIX THOROUGHLY.



AVOID EXCESSIVE IDLING. WHEN YOU PAUSE ON THE TRAIL, REACH FOR THE IGNITION KEY AND SHUT DOWN. A WARM ENGINE RESTARTS EASILY WITHOUT CHOKING.

## Avid snowmobiler's code of ethics

Proposed by a committee comprised of representatives from the U.S. Forest Service, Bureau of Outdoor Recreation; Michigan Conservation Commission; Minnesota Conservation Department; Department of Lands and Forests, Ontario, Canada; U.S. National Park Service; and representative snowmobile manufacturers.

1. I will be a good sportsman. I recognize that people judge all snowmobile owners by my actions. I will use my influence with other snowmobile owners to promote sportsmanlike conduct.
2. I will not litter trails or camping areas. I will not pollute streams or lakes.
3. I will not damage living trees, shrubs, or other natural features.
4. I will respect other people's property and rights.
5. I will lend a helping hand when I see someone in distress.
6. I will make myself and my vehicle available to assist search and rescue parties.
7. I will not interfere with or harass hikers, skiers, snowshoers, ice fishermen or other winter sportsmen. I will respect their rights to enjoy our recreation facilities.
8. I will know and obey all federal, state and local rules

regulating the operation of snowmobiles in areas where I use my vehicle. I will inform public officials when using public lands.

protection or feeding of wildlife. 10. I will stay on marked trails or marked roads open to snowmobiles. I will avoid country travel unless specifically authorized.



**BE SAFE!  
BE SURE!**

. . . You have the proper insurance coverage on your Snowmobile

**FRED S. COONS**  
- INSURANCE -  
PH. 448-2398 CHESTERVILLE



**Look at our total-performance TNT® and TNT Everest® for '76**

From the year we first introduced the Everest version of our high-performance TNT, it was obvious that this was one of those snowmobile designs that had something special going for it. Part of it was the longer track that enabled Everest to deliver superb flotation, traction and hill-climbing ability. But it was much more than that. Everything about TNT Everest felt right when you rode it, wherever you rode it. Well, this year's Everest gives you more of that feeling than ever. And we've even made it quieter without sacrificing power. Everest has become the standard of the industry.

And what of TNT for '76? With its front-mounted Rotax 340 twin-cylinder engine and bump-smoothing Torque Reaction slide suspension, it's still the great trail performance sled it always was. But you'll appreciate the changes we've made to make it even tougher, safer and quieter.

**ski-doo '76**

*just a taste of what you'll find at*

**ski-doo '76**

**BOGART MOTOR SALES**

**Chesterville**

**448-2488**

# This is the law—

## ... you and your motorized snow vehicle

In Ontario, motorized snow vehicles are defined as self-propelled vehicles designed to be driven exclusively on snow or ice or both. Ownership and operation requirements are spelled out in the Ontario Motorized Snow

Vehicles Act and its Regulations.

### Registration

Your motorized snow vehicle must be registered with the Ontario Department of Transport before it is driven on or off a

highway. The registration plate must be attached to the front, free of dirt and unobscured by any part of the vehicle or its load.

If you change your address, you must notify the Department within six days.

### Insurance

The owner of a motorized snow vehicle who drives or permits the driving of the vehicle on a highway must produce evidence, upon the request of a police officer, that the vehicle or the driver of the vehicle is insured under a motor vehicle liability policy.

### Driver's Licence

A motor vehicle driver's licence is required to operate a motorized snow vehicle on a highway.

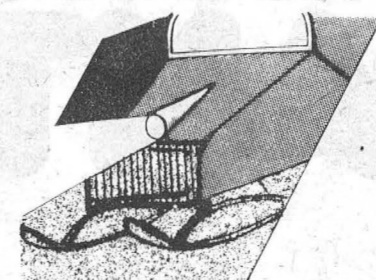
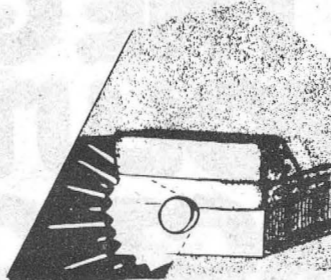
It is not required for operation off a highway.

### Collision Reports

You must report to the police any collision on or off a highway which results in injury to any person or in damage to property of any person other than the owner or driver apparently exceeding \$200.

### Lights

A white or amber light on the front and a red light on the rear



are required if you are operating the vehicle on a highway anytime

from one-half hour after sunset to one-half hour before sunrise and at any other time when persons and vehicles are not clearly discernible at a distance of 500 feet or less. Lights must be clearly visible at a distance of at least 500 feet.

### Penalties

The owner, as well as the operator, is liable for penalties for infractions under the Motorized Snow Vehicles Act and its Regulations, or under any municipal by-law.

### The Criminal Code

As a motorized snow vehicle is a motor vehicle within the meaning of the Criminal Code of Canada, the driving provisions of the Criminal Code apply to the use of motorized snow vehicles: i.e. breathalyzer law, impaired driving, etc. The court, upon conviction, has the authority to prohibit anyone from operating a motor vehicle (which includes a motorized snow vehicle) on the highway in Canada for a period not exceeding three years.

### Careless Driving

It is an offense to operate a motorized snow vehicle without due care and attention, or without reasonable consideration for other persons. This applies both on and off a highway.

### Entry or Crossing Any Highway

The driver of a motorized snow vehicle about to enter or cross a roadway from property adjoining the roadway must bring the vehicle to a complete stop and, upon entering the roadway, must yield the right of way to all oncoming traffic which constitutes a hazard. You must enter or cross at an angle of approximately 90 degrees to the direction of the roadway.



Call Us About Our  
**LOW, LOW RATES**  
**Summers Insurance**  
**Agency Inc.**

PH. 774-2515

WINCHESTER


ALWAYS AT YOUR SERVICE



**ELTIGRÉ**



**JAG**



**PANTHER**

GOOD TIMES ARE COMIN' ON THE  
**Cat**

**Strader Trading Post**

652-4498


Ken Strader - Owner

Iroquois

# WE'VE GOT THE CAT'S NEW SPIRIT ENGINE.



The new Arctic Cat Spirit engine isn't just bigger — it's better. It's designed to run at lower rpm's than other snowmobile engines — without giving up any speed. And because the Spirit takes life easier, there's much less wear and tear on all moving parts. And it's quieter, too. Come choose from Spirit-equipped '76 Panteras, Panthers, El Tigrés, Cheetahs and Jags. Come let the good time Spirit move you.



## THE GOOD TIME REVOLUTIONARY CAT. ARCTIC CAT PANTERA '76.

Come see how Arctic revolutionized snowmobiling this year. With the all new Pantera '76. Featuring the all new Spirit engine. Bigger, better, and quieter than other snowmobile engines. And now housed in an aluminum front end that virtually eliminates vibrations. With a huge ten gallon gas tank. So the good



times just keep comin' and comin' and comin'.

And a new arched ski design and ski stance. It's like power steering — snowmobile style.

And a new one man seat that really puts you in control.

The new Pantera '76 is everything you've ever wanted in one sled — handling, performance, style and comfort — with no compromises. And it's here now for you to see and believe. Come in today!

GOOD TIMES ARE COMIN' ON THE  
**Cat**

**ACRES**  
WINCHESTER 774-2834

Toll Free 1-800-267-8235