Wed., Dec. 18, 2013

Christmas JOY

Events all around
North Dundas
& surrounding communities

Press staff
Christmas recipes

Christmas greetings
from our advertisers

A SPECIAL SUPPLEMENT TO THE WINCHESTER PRESS

Holly and mistletoe are symbols of Christmas

"Oh, by gosh, by golly it's time for mistletoe and holly. Tasty pheasants, Christmas presents, countrysides covered in snow."

As exemplified by this holiday hit by Henry Sanicola, Frank Sinatra and Dok Stanford, holly and mistletoe are an integral part of holiday imagery and tradition. Holly is used to adorn a home in green and red finery alongside evergreen boughs and wreaths. In addition, it has become customary to hang a bouquet of mistletoe under which people are encouraged to share a holiday kiss. While these elements of celebrations are now incorporated into many of the secular and religious components of Christmas, they have very different origins.



Whether faux or fresh mistletoe, a bouquet of this plant symbolizes peace and tranquility for Christmas.

Holly

Holly has been used since the days of the early Pagans as a decoration for midwinter festivities, when it was brought into homes to keep evil spirits away. The ancient Romans also believed that holly prickles drove away evil spirits, and it held a place of honor at December festivals dedicated to the god Saturn. To avoid persecution during the Roman pagan Saturnalia festival, early Christians would participate in the tradition of hanging evil-repelling holly on their homes to appear like the masses. Eventually as the number of Christians grew, the tradition became less of a pagan one and more associated with Christians and Christmas. Some people have inferred that holly and its prickly edges is symbolic of the crown of thorns Jesus wore at his crucifixion, with the red berries representing blood.

Mistletoe

Mistletoe was once held sacred by the Norse, Celtic Druids and North American Indians. It is actually a parasitic plant that grows on a wide range of host trees. Heavy infestation can dwarf the growth and kill these trees. In cultures across pre-Christian Europe, mistletoe was seen as a representation of divine male essence (and thus romance, fertility and vitality). The plant also was thought to be a symbol of peace, and anyone standing below it should receive tokens of affection. When enemies met beneath mistletoe, they had to lay down their weapons and observe a truce until the next day. This is how the tradition of kissing under the mistletoe likely began, and why a ball of mistletoe is now hung in homes during Christmas, a season of peace and affection.

Homeowners who hang mistletoe and holly around their homes during the holiday season should be mindful of pets and youngsters around the plants. Mistletoe and holly are considered to be moderately to severely toxic, and ingesting the leaves could be dangerous. Therefore, keep these plants away from curious hands. Mistletoe is commonly hung up high, which should make it less problematic, but holly should be hung high as well.

Now largely associated with Christmas celebrations, holly and mistletoe were once part of pagan rituals and ancient superstitions.

Most popular Christmas songs

Decorations and shopping are integral parts of the holiday season, but very often it is the music being played over the airwaves that sets the tone for the festivities to come. Christmas music has been enjoyed for decades and certain compositions are widely loved and played year after year. The American Society of Composers, Authors and Publishers, who compiles lists of the most popular songs, lists "Santa Claus Is Coming to Town" and "Winter Wonderland," both of which were written in 1934, as the oldest and most popular tunes. The newest popular song is "Wonderful Christmastime," composed in 1979. Though personal preference often determines a holiday playlist, the following tunes are of the more popular Christmas songs:



- "The Christmas Song (Chestnuts Roasting on an Open Fire)" - Mel Torme, Robert Wells
- "Santa Claus Is Coming to Town" - Fred Coots, Haven Gillespie
- "Have Yourself a Merry Little Christmas" - Ralph Blane, Hugh Martin
- "Winter Wonderland" - Felix Bernard, Richard B. Smith
- "White Christmas" - Irving Berlin
- "Let It Snow! Let It Snow! Let It Snow!" - Sammy Cahn, Jule Styne
- "Rudolph the Red Nosed Reindeer" - Johnny Marks
- "Jingle Bell Rock" - Joseph Carleton Beal, James Ross Boothe
- "I'll Be Home for Christmas" - Walter Kent, Kim Gannon, Buck Ram
- "Little Drummer Boy" - Katherine K. Davis, Henry V. Onorati, Harry Simeone
- "Sleigh Ride" - Leroy Anderson, Mitchell Parish
- "It's the Most Wonderful Time of the Year" - Edward Pola, George Wyle
- "Silver Bells" - Jay Livingston, Ray Evans
- "Rockin' Around the Christmas Tree" - Johnny Marks
- "Feliz Navidad" - Jose Feliciano
- "Blue Christmas" - Billy Hayes, Jay W. Johnson
- "Frosty the Snowman" - Steve Nelson, Walter E. Rollins
- "A Holly Jolly Christmas" - Johnny Marks
- "I Saw Mommy Kissing Santa Claus" - Tommie Connor
- "Here Comes Santa Claus (Right Down Santa Claus Lane)" - Gene Autry, Oakley Haldeman
- "It's Beginning to Look a Lot Like Christmas" - Meredith Willson
- "(There's No Place Like) Home for the Holidays" - Bob Allen, Al Stillman
- "Carol of the Bells" - Peter J. Wilhousky, Mykola Leontovich
- "Santa Baby" - Joan Ellen Javits, Philip Springer, Tony Springer
- "Wonderful Christmastime" - Paul McCartney

"White Christmas" is the most covered Christmas song of all time. There are more than 500 versions in several different languages.

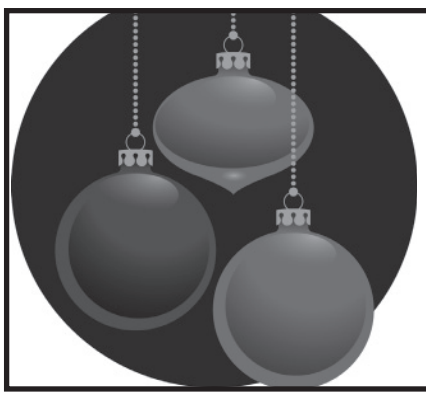

Merry Christmas

Thanks for your valued business this past year. Have a great holiday!

Kevin Goodwin
RPM Global
Team Co-ordinator
613-889-0307 • 613-774-1091 • Mountain
goodwin-1@hotmail.com
www.teamgoodwin.acndirect.com
www.teamgoodwin.acnibo.com

Season's Greetings

With our thanks for your business all year long!

Milano Pizzeria
GREAT FOOD SINCE 1967
506 Main Street, Winchester 613-774-2727
FREE DELIVERY IN WINCHESTER, CHESTERVILLE AND SURROUNDING AREAS



& Happy New Year

Our warmest wishes for a simply unforgettable holiday season!

Paddletales Tackle
613-774-BASS (613-774-2277)

Sears
613-774-5858
AT THE REAR OF
510 St. Lawrence Street
Winchester

Tidings Of Comfort & Joy

Here's hoping your holiday season is overflowing with the many blessings this great time of year has to offer...

ANDY'S FOODLAND
Fresh food. Friendly neighbours.
MAIN STREET, WINCHESTER
613-774-2125



Top left: Nestled inside one of the Vanderlaan barns, the House of Lazarus' Linda Prevost and Brian McIntosh played the part of Mary and Joseph.



Sharron Laplante made the rounds of the barnyard zoo, and is pictured here petting some donkeys and goats.

Christmas on the farm

Owner Ruth Vanderlaan invited the community to visit Vanderlaand the Barnyard Zoo earlier this month. In the first ever Christmas season event, The Barnyard Does Bethlehem, Vanderlaan arranged for neighbouring farmer Brian McIntosh to escort guests between Oak Valley Road and the farm via his horse-drawn wagon. In addition, several fire pits were lit offering visitors an opportunity to sit on a hay bale, sip a cup of hot chocolate, and enjoy the heat from the crackling flames. The children, however, generally made a beeline for the barns, where they could pet some kittens or even hold a bunny or guinea pig, before taking off to the outdoor playground. During the event, donations were accepted for both the Winchester District Memorial Hospital Foundation and the House of Lazarus.







Above: *Meghann Francis was captivated by the friendly kittens.*

Right: *Deanna (left) and Raven Fletcher adopted two bunnies, Smarties and Toblerone.*

Left: *James Wilcox (left), Shaunna Wolfe, and Dave Wilcox stopped by one of the many fire pits to get warm.*

Press Photos – Casselman

Best Wishes at the Holidays

Signs of the season are everywhere –
The snow on the ground, the chill in the air
But our hearts are always warm, this is true
When we turn our thoughts to friends like you.
With gratitude and best wishes for a happy holiday season from all of us

Annable's Jewellery & Gifts

513 Main Street, Winchester 613-774-2102

GREETINGS of the SEASON

For your business and your friendship
we are deeply grateful,
and wish you and your family
a very Merry Christmas
and a Happy New Year.

From the Management and Staff of

WINCHESTER BMR

12235 Cty. Rd. 38,Cty. Rd. 31 at Cty. Rd. 43
South of Winchester
613-774-2700



Merry Christmas to Everyone

And Best Wishes for a happy, safe Holiday Season

From the staff of

Akcent Motor Sales

"Your Complete Automotive Repair Center"

12032 Dawley Drive, Winchester
613-774-0718

Visit Santa without all the tears



The holiday season means it's time once again for parents to take their youngsters to visit Santa Claus. Pictures with little boys and girls lining up in their dress clothes with Santa are a holiday tradition, and youngsters are often anxious for their chances to share their Christmas gift wishes with the jolly man in red.

But as integral as such photo sessions are to the holiday season, parents know they are one crying fit or meltdown away from having this tradition turn into trouble. After waiting in long lines to see Santa, it's understandable when everyone's patience starts to wear thin. The combination of antsy children and aggravated adults could set off a chain reaction that culminates in tear-stained cheeks and a sullied holiday memory. Pictures with Santa can go much more smoothly when you employ the following tips.

• **Prep children.** While kids may love the idea of Santa, youngsters face to face with a man in a red suit and a big, white beard may be nervous. Begin talking up Santa a few months before Christmas, mentioning how nice and friendly he is. Gauge how kids act around costumed performers at fairs, circuses and birthday parties and help them grow accustomed to people in costumes. If costumes elicit screams of horror, wait another year before seeing Santa.

• **Visit during off-peak hours.** Weekends and evenings are the busiest times to visit Santa. This means long lines and longer wait times. Instead of dealing with the masses, try to get to the mall when the doors first open. Otherwise, let the children skip a day of school and visit during the week when the lines are shorter.

• **Consider another venue.** Many different places of business host events where kids can meet Santa. Families may be able to share a meal with Santa at a restaurant or visit him at a nursery while selecting Christmas trees. A different environment may be less intimidating to children and take the pressure off waiting in line in a busy mall.

• **Go well-fed.** There's little worse than waiting in line and doing so hungry. Hunger pangs can turn even the most placid child into a menace. Pack snacks to enjoy while waiting. Opt for items that will not stain lips and teeth or drip onto clothing.

• **Make it a family photo.** Sometimes the only way to entice a little one to take a picture with Santa is to provide some added security. Dress your best and be prepared to have to step in and cozy up to Santa to ensure your child is all smiles.

A look back at popular toys from years past

Many parents have spent time during the holiday season on endless quests for the perfect gift for their children. Many gifts have earned "must-have" status over the years, and although many of these gifts are forgotten by the time the next holiday season comes around, certain products have remained timeless. Some of these more memorable products have even been resurrected into newer, modern-day versions of their previous selves. Here's a look at some of the toys that have made their mark over the last several decades.

• **Rubik's Cube:** The Rubik's Cube reached the height of its popularity during the 1980s, when the colorful game puzzle was mass-marketed to the public. Hungarian sculptor and professor of architecture Erno Rubik actually invented what he dubbed the "Magic Cube" a decade prior. Since the product's inception, millions of Rubik's Cubes have been sold across the globe, making it one of the top-selling puzzles and toys.

• **Cabbage Patch Kids:** Adults stormed stores in the mid 1980s for Cabbage Patch Kids, which became one of the most popular toys of the decade. Designed by art student Xavier Roberts, Cabbage Patch Kids began as dolls called "Little People." The dolls were marketed with a fantastical story about a cabbage patch in a magical valley, where dolls were born and awaited their adoption into loving homes. Cabbage Patch Kids have been produced by a number of different toy manufacturers through the years, and shoppers can still find new incarnations at stores today.

• **Teenage Mutant Ninja Turtles:** Teenage Mutant Ninja Turtles started as a comic designed to parody established popular comics of the early 1980s. The concept of genetically mutated turtles who possessed ninja skills quickly caught on and the TMNT franchise expanded to television shows and scores of complementary merchandise.

• **Beanie Babies:** Ty Inc. introduced a series of plush toys filled with tiny plastic pellets instead of traditional polyester stuffing in 1993. These pellets made the dolls flexible and cuddly, which played a role in their popularity. Throughout the 1990s, children collected as many of the Beanie Babies as they could, though some of the dolls were more coveted than others. Ty ceased production of Beanie Babies in 1999 with a bear called "The End," but it wasn't long before new Beanie Babies were manufactured for a new generation of children to collect.

• **Tickle Me Elmo:** The hottest toy of the 1996 giving season was Tickle Me Elmo, a plush doll based on the beloved Sesame Street monster. When prompted, Elmo would laugh, giggle and gyrate to the delight of kids and adults alike. Tickle Me Elmo caused mass frenzy at stores during the 1996 holiday season, as shoppers swarmed toy stores to get their hands on the top toy of the year.

• **Nintendo DS:** The Nintendo DS, first offered in 2004, was the first Nintendo console released in North America before it was released in Japan. With its dual screens (the lower being a touchscreen) and portability factor, the handheld device became one of the most popular gifts for young gamers.

• **Zhu Zhu Pets:** Interactive, robotic hamsters, Zhu Zhu Pets first appeared on the scene in 2009. Their name was derived from Mandarin Chinese and translates to "little pig." These small toys could be set to explore their environment or simply emit cooing sounds in the "nurturing mode."

• **Nintendo Wii:** In addition to the Sony Playstation and Microsoft's Xbox 360, the Nintendo Wii became the latest in a history of must-have video game consoles in the early 21st century. Games on the Wii were interactive through the use of motion-sensing hand controllers and other gaming interfaces. The later release of the Wii Fit package made the Nintendo Wii even more popular.

• **Monster High Dolls:** With their ghoulish good looks, Monster High action figures were one of the most gifts of 2012. The dolls are based on a series of young adult novels modeled after "Twilight," though the Monster High dolls are targeted to younger children.

Especially For You At Christmas

At our favourite time of year, we'd like to acknowledge the many people who have helped to make our dreams come true, and wish all of you a truly wonderful Christmas.



WINCHESTER FLOORING & FURNITURE

12026 Dawley Drive
Winchester 613-774-7078
Scott Cole & Bob Craig

Have a Ball... It's Christmas!

As we celebrate another holiday season, we thank you for giving us so much to celebrate this past year.

Merry Christmas & Happy New Year!



Bridals
Kimberley Carruthers
494 Main Street
Winchester
613-774-3370
www.bridalsupplies.com
Email: bridalsbyalmor@storm.ca

With OUR GRATITUDE
Because you deserve it!

With OUR THANKS
Because you make it all worthwhile.

With BEST WISHES for a MERRY CHRISTMAS!
Glad tidings to you wherever you travel this wonderful holiday season and beyond.

SEAWAY VALLEY PHARMACY
Rx PharmaChoice
Advice for Life
507 Main Street, Winchester 613-774-2633



Audiences at the Upper Canada Playhouse were treated to a music-filled production of Charles Dickens' A Christmas Carol *this holiday season. In this scene from the past, young Ebenezer Scrooge (Warren Bain) and his childhood sweetheart, Belle (Judy Osmond), toast the Christmas season with Scrooge's boss, Mr. Fezziwig (Bruce Tubbe), and his wife (Jessica Vandenberg).*

Press Photo – Casselman



Richard Bauer as Ebenezer Scrooge in A Christmas Carol.

UCP's *A Christmas Carol* a success

MORRISBURG

With a packed house from start to finish, this year's Upper Canada Playhouse (UCP) holiday production was a success.

Performing a version of Charles Dickens' *A Christmas Carol*, actors took the stage for both afternoon and evening shows, bringing the Christmas classic to life for audiences seeking the sometimes-elusive Christmas spirit.

Between Thurs., Nov. 28 and Sun., Dec. 15, audiences followed along as Ebenezer Scrooge, played by Richard Bauer, was visited by the ghost of his former business partner, Jacob Marley, played by Jamie Williams, as well as the Ghosts of Christmas Past (Doug Tangney), Present (Bruce Tubbe), and Future (Warren Bain), who take him on a journey toward discovering the true meaning of Christmas.

Having performed the 1843 classic several times before, UCP artistic director Donnie Bowes said he chose to do so again this year because, as he pointed out, families look for Christmas-themed plays at this time a year, and many come to the playhouse as part of their holiday tradition.

This year's production included additional music and dance numbers organized and choreographed by music director Meredith Zwicker and choreographer Jessica Vandenberg, both of whom also had parts in the play.

Ryan Jacobs and Judy Osmond, along with local lads, Gavin, Liam, and Conor Veinotte, rounded out the cast. While Conor played a fiddler in each show, Liam and Gavin took turns playing the part of Tiny Tim. All other actors played multiple roles throughout the production, which took place in period costume on a revolving stage.

For information on UCP's 2014 season, call 613-543-3713 or visit www.uppercanadaplayhouse.com

merry Christmas!

Wishing all of our clients a very Merry Christmas and a Happy New Year from

DIVINE BEAUTY HAIR SALON

Tanya Pringle,** Proprietor **& Pam Devries
Winchester • 613-774-7006 • 613-558-2702

Happy Holidays

Thank you for your loyal patronage at this special time of year. We enjoyed serving you and look forward to your continued support.

BEN'S PIONEER GAS BAR
Hwy. 31, Winchester 613-774-5100



SUCCESS HEALTH PEACE HOPE LOVE JOY

Hope it all adds up to a truly winning holiday for you! We appreciate your support.

CASS BRIDGE Gift Shop 613-774-3353

Located minutes south of Winchester on Hwy. 31
613-774-3353

JOY HEALTH HOPE HARMONY PEACE *GOOD FORTUNE* CONTENTMENT

Here's hoping joy tops it all this holiday season!

For all the joy you've given us this year, we are sincerely grateful, and look forward to seeing you again in 2014.

The Country Kitchen
RESTAURANT
HWY. 31, WINCHESTER
613-774-2417

Christmas Hours:
December 24 - 7 am-8 pm
December 25 - Closed
December 26 - 9 am-8 pm
December 31 - 7 am-8 pm
January 1 - Closed
January 2 - 7 am-10 pm



With best wishes and gratitude to the best bunch of folks we know ~ our customers!

THE TOWN VINTNER
Wine Brewing - Wine & Beer Kits
SHAWN BROWNLEE
Owner/Manager
503 MAIN STREET, WINCHESTER
613.774.0724

The basics of poinsettia plant care

Although poinsettias are most often associated with the holiday season, they are actually tropical plants. In spite of their origins, poinsettias can thrive during the holiday season and even last long after the holidays have come and gone.



Poinsettias are native to Mexico and Central America. Aztecs called the plant cuetlaxochitl. The flowering plant was first introduced to the United States by Joel Poinsett, the U.S. ambassador to Mexico, and was subsequently renamed the poinsettia. The flowers of the poinsettia are actually the yellow blooms at the middle of the bright red or white bracts that form on the plant. Perhaps due to the bright red of the bracts, the plant quickly became a popular Christmas plant.

It's important to note that poinsettias grow in a warm climate and therefore must be kept in tropical conditions to ensure the plant's health. Furthermore, poinsettias bloom in response to shortening daylight hours. That means they will need ample darkness each night in order to simulate the dark nights of short, winter days. To achieve this, you may need to put the plant into a dark closet for 12 to 14 hours each night.

During the day, the plant should be in a sunny window where it will have access to bright light. The more light the better. Keep the soil evenly moist. Misting the plant will help it to retain some humidity. Also, fill the overflow saucer on your flower pot with gravel to allow water seeping through the pot to evaporate from the gravel. Hot temperatures indoors combined with high humidity will help the plant to thrive. Even one day without adequate moisture can cause the leaves to drop. Furthermore, decreasing temperatures can cause leaves to fall off. The goal is to keep the indoor temperature consistent.

While many poinsettia plants are discarded after the holiday season, these plants can actually be cut back and saved for next season. Trimming back any remaining leaves and continuing to care for the plant by keeping it moist can help. To force the blooms next season, start reducing the plant's exposure to sunlight in mid-September to October. Again, this will mean removing the plant to an area that is shrouded in complete darkness. Even streetlights or indoor lighting can affect blooming. If the plant does not begin to turn color before the holiday season, you may need to purchase a new plant and try again next year.



On Santa's knee

There was no age limit for those wishing to climb aboard Santa Claus' lap during Winchester BMR's recent Pictures with Santa event. Funds were being raised for the Mountain-based House of Lazarus as more than 60 photos were taken during the Fri., Dec. 6 session. Pictured sharing her Christmas wishlist is Michelle Cavanagh.

Press Photo – Uhrig

Merry Christmas



We're wishing you a "sleighful" of cheer, along with our thanks for your stopping here.

GREG'S QUALITY MEATS

Serving you since 1988

500 Church St., Winchester • 613-774-2756 • Fax: 613-774-4358 • www.gregsqualitymeats.ca

From Our House to Yours...

Happy Holidays

Peace, joy and thanks to all of you this holiday season.

We couldn't have come this far without the support of good people like you.



TERRACE GREEN
BED & BREAKFAST
11952 County Rd. 43 Winchester
613-774-2189

Merry Christmas
& Happy New Year

Thanks for being such a good customer. It's been a pleasure serving you.
Sylvie, Normand & Staff



CLOSED DECEMBER 24 TO JANUARY 2



36 Years At Your Service

Couvre Plancher Embrun Floor Covering Inc.

613-443-5538 781-C Notre-Dame, Embrun



Joyous Noel

With our thanks for the gift of your patronage.

Merry Christmas!

CUSTOMERS, ASSOCIATES, NEIGHBOURS, FRIENDS
You make it all worthwhile!

With best wishes for a Merry Christmas and a Happy New Year

DON DEUGO
SMALL ENGINE REPAIR

WE SERVICE ALL MAKES AND MODELS

443 North Russell Rd., Russell 613-445-5561

Jonsered STIGA PoulanPRO

BRISTER Group INSURANCE

SERVING EASTERN ONTARIO

BRISTER INSURANCE BROKERS LTD.
PATTERSON HADDEN INSURANCE BROKERS
613-774-2832 • 613-448-2398
473 Main Street, Winchester

BRISTER INSURANCE BROKERS LTD.
270 Edward Street, Prescott • 613-925-5901

BRISTER INSURANCE BROKERS LTD. / BRISTER LIFE INSURANCE LTD.
Village Plaza, Morrisburg • 613-543-3731

BUSH-ARMSTRONG INSURANCE BROKERS LTD.
12 Queen Street, Crysler • 613-987-2117

BRUYERE INSURANCE BROKERS
1025 Notre-Dame, Embrun • 613-443-3666





Above: *A member of the SD&G and Cornwall Shriners Club steered Thomas the Tank Engine and his cars full of toys through the village streets.*

Natalie Beatson (left) and Ashley Way followed closely behind the Morrisburg Home Hardware float.

Santa Claus visits Morrisburg

Morrisburg's Santa Claus Parade wound its way through the village streets earlier this month bringing to life the sights and sounds of the season with a dancing Christmas tree, a roaring fire, a freshly made snowman, and many of Santa's green and red clad minions weaving their way through the crowd. Children of all ages gathered along the streets to wave and welcome the annual festive display, embracing the spirit of the season.

Press Photos – Casselman



Tara Graham travelled the parade route alongside Frosty.



Shannon Van Moorsel (left) and Brynn Gilmour carried the Seaway District High School banner in this year's parade.



Amber Barnet, representing Frank Lalonde Lawn Mowing and Snow Removal, walked the parade route handing out candy to children.



Sesame Street's Ernie joined in the festivities.



Riley Barry kept warm by the fire atop this float.



Merry Christmas from Our Home to Yours

To all of our patrons and their families go our best wishes for a very merry holiday season. We appreciate your dropping in this year.

LANNIN Home building centre

SERVING YOU SINCE 1945

2682 Cty. Rd. 31 S., Winchester
613-774-2830

From our branch to your family and business, we wish you a happy holiday season.



Advice you can bank on™

RBC Royal Bank®
WINCHESTER BRANCH
481 Main Street
Winchester, ON, K0C 2K0
613-774-2290

® / ™ Trademark(s) of Royal Bank of Canada. RBC and Royal Bank are registered trademarks of Royal Bank of Canada.

How to donate in their name and still make them happy

It's Christmas Day and you're visiting Aunt Agnes. You're just about to hand her a special card explaining the donation you've made – in her honour – to a worthy charity. Will she be excited about the thoughtful gift, or is she in fact perched on the edge of the sofa eagerly waiting an actual, physical, paper-and-ribbons present?



As more and more Canadians make the shift to charitable giving instead of traditional holiday gifts, the mood can remain merry amongst family and friends with some simple steps like these:

Be confident that statistics are on your side. According to a 2012 Harris Interactive survey, most Canadian adults (77 per cent) say they would prefer to receive a charitable gift given in their honour than a goody for themselves.

Share the idea early in the season with the friends and family you have in mind for a charity gift exchange. That way, they won't be confused when the usual soap or sweater doesn't come. Most charity gift catalogues, like the World Vision Gift Catalogue (www.worldvision.ca/gifts) are online and easily shared with friends and family.

Be the example. Ease this new tradition into your giving circle by requesting gifts for yourself from a charity catalogue. Explain that this year you are making things easier for them – and better for someone in need. Your example might inspire others to do the same.

Choose a Fair Trade item. Some charity catalogues offer beautiful, handmade items made and sold with dignity by artisans from around the world. If you still want to give an object and give to someone working hard overseas to make a better life – this is a great option – and Aunt Agnes will have something to open on the big day.

Make it fun. Good-hearted doesn't mean boring. Creative presentation – a certificate noting the charitable gift along with a poem you wrote, or a list of your top ten special memories shared with that person – transforms a gift that is already meaningful into one that warms the heart even more.

www.newscanada.com

It's the season to teach your children about caring

Never has there been a more critical time to raise your children with a caring global conscience. In an era when headlines remind us daily of international conflicts, most parents recognize the importance of instilling compassion in their kids. Whether it's being kind to others or demonstrating practical concern for those in need, children tend to embrace the values they see modeled at home.

Taking a meal to a sick neighbour, colouring a picture for grandma to hang on her fridge, even caring for the family pet can all cultivate awareness of the needs of others.

But how do we teach our children to care about people who live half a world away, especially during the holidays when parents are busy and the focus is on satisfying our kids' little consumer souls?

It doesn't require worldwide travelling. We can start with conversations to broaden a child's awareness of life beyond their neighbourhood. A trip to the library or bookstore can supply excellent stories to open even young children's eyes to the realities of life in other lands.

And we can encourage children to put their developing empathy into action. For example the World Vision Canada' Gift Catalogue (www.worldvision.ca/gifts) is perfect for helping kids gain a global perspective, even as they help others.

On behalf of your family, or in honour of a loved one, allow children to choose a unique charitable gift—like soccer balls or school supplies for children in the developing world. Or, let them choose a beautiful, handcrafted gift for a teacher or relative, thus providing impoverished women with a sustainable income to build a better life for their children.

Raising globally conscious kids begins with recognizing the need to prepare our children for growing up in a global village. Good parenting will equip them to take their place in that village as caring citizens. *www.newscanada.com*



Smile... It's Christmas!

Wishing you a season filled with bright moments that develop into fond memories.
We appreciate your support.

Heather Cooke Erwin PHOTOGRAPHY

613-989-6145 or 613-552-4796

Lasting Impressions

Celebrating our 30th year in business

Season's Greetings & Many Thanks

Here's hoping all your dreams come true this holiday season.

Vandemheen Construction

Lubbert & Wanda Vandemheen

South Mountain, Ontario
613-989-2103

Deck the Halls
With Best Wishes
for a Very Merry
Holiday Season



Ruth Liscumb

Flair With Fabrics
3 King Street, Chesterville
613-448-9032



glad tidings to you!

Wishing you all the joy of the season from the Dental Office of

Dr. Carlin, Dr. Horton & Dr. Okhravi and staff
WINCHESTER

We are handicap accessible • New patients always welcomed
Call us at **613-774-2616** for an appointment

With You in Mind at Chrismastime

And our gratitude to you for your goodwill towards us this past year.
Have a happy holiday!



BELLEFLOWER GIFTS
Home Fashion & Decor

1453 County Rd. 31 *(North of Winchester)*
Winchester 613-774-0647
www.belleflowergifts.com



The Metcalfe Hornets girl's minor hockey team wore their jerseys with pride during the parade.



Left: *Trinity Bible Church on Stagecoach Road used some creativity to recreate a manger scene.*



Three-year-old Jack Potvin, the son of fallen RCMP officer Mike Potvin of Osgoode, was a special guest of the Osgoode Fire Department. He is pictured here with Sarah Lockhart.



Oscar the Grouch and Cookie Monster joined the Osgoode Snowmobile Club.



Santa Claus was the star of the show during Dec. 7's parade.

Jeff Morris photos

Parading through Osgoode

The 2013 Osgoode Santa Claus Parade took place Sat., Dec. 7, with the arrival of the man in the red attire officially kick starting the holiday season for children young and old. As well as the traditional parade, guests were treated to a breakfast with Santa at the Osgoode Community Centre, among other events.

LET IT SNOW, LET IT SNOW, LET IT SNOW...

Nothing can dampen our appreciation for customers like you!
Merry Christmas and many thanks.

EASTERN CROP DOCTOR INC.

11343 Van Camp Rd., RR #3, Winchester, Ont., K0C 2K0

CLIFF METCALFE, Certified Crop Advisor • Cel. 613-794-4598
TOM NICOL, Certified Crop Advisor • Cel. 613-292-6208
613-989-1295 • Fax 613-989-1296

Merry Christmas
and Happy New Year

Loughlin's Country Store

1738 County Rd. 1, Hallville 613-989-1323

• Videos • Pizza • Subs
• Fresh Baked Goods
• Dry Cleaning • Deli
Hours: Sun. 8-7; Mon.-Tues.. 6-7;
Wed.-Fri. 6-8; Sat. 7-8;
Statutory Holidays 9-6



Our sincere thanks for your valued business.
We appreciate having you as our customer and look forward to serving you in the New Year.

Merry Christmas & Happy New Year
from management and staff

Mary's Restaurant

513 St. Lawrence Street,
Winchester

613-774-3733



On behalf of Council & staff, we wish you a wonderful Christmas and Happy New Year. All the best for a happy and healthy 2014!

TOWNSHIP OF
North Dundas

All The Best!

Warmest wishes to all our customers, associates and friends during this magical time of year

Your Beauty Institute
MATIS

DOUBLE BEAUTY
ESTHETICS & HAIRSTYLING

Owners:
Jeannette Bourgeois
Jeannine Bourgeois

464-1/2 Main Street East
Winchester

613-774-3111

Unique gifts for the family globetrotter

A passion for traveling leads many people to go abroad and experience other cultures or explore the sites closer to home.

Those with an avid traveler in their midst can tie into this love of exploring and give travel-themed gifts.

Gifting the family globetrotter is not always easy, however. Travelers tend to bring home mementos of their trips and make it seem as if they already have everything they need. Gifts purchased at the local store may seem to pale in comparison to more exotic trinkets.But gifting travelers doesn't have to be difficult. The following gifts should make great gifts for your favorite adventurer this holiday season.

• **Travel journal:** Many people love to document their trips, describing journeys to exotic locales or simply a family trip to a nearby campground. Travel journals make great gifts for those travelers who want more than just visual memories of their trip. Be sure to buy a journal that's sturdy enough to handle all the bumps and bruises that accompany a nomadic lifestyle. Leatherbound or hardcover journals should suffice.

• **Travel kit:** Travelers know the value of a good travel kit, which can help them freshen up during long layovers at the airport or once they arrive at their destinations. In addition, a travel kit allows travelers to pack some of the comforts of home, such as moisturizer, shaving gel or a particular type of toothpaste, that might not be readily available at their destinations. When gifting a travel kit, place some of those favorite products, such as travel-size mouthwash or some luxury moisturizing creams, inside the kit for a special gift-within-the-gift.

• **Noise-cancelling headphones:** A set of noise-cancelling headphones is a gift no globetrotter should go without. These headphones reduce ambient noise and can make it easier to doze off comfortably on a flight or to enjoy a music playlist while sightseeing in a busy city.

• **Maps:** Domestic travelers may be able to rely on their smartphones for directions, but overseas travelers may need to keep their phones off when traveling overseas to avoid heavy surcharges. In such instances, maps make great gifts, especially if you find out in advance where your special traveler will be visiting next and gift a map of that particular locale.

• **Gas card:** For some, the joy of travel stems from getting behind the wheel and hitting the open road. If that's true of your favorite travel afficionado, consider a gas card that can alleviate some of the cost of his or her next trip. Gift cards to filling stations can be purchased in just about any denomination, and your loved one will appreciate their free pass at the pump on their next road trip.

Choosing a gift for teachers

Few opportunities to thank teachers for all of the hard work they do present themselves during the course of a typical school year. But a thoughtful holiday gift is one way that students and parents can show their appreciation for a teacher's efforts.



It's customary for students to offer teachers small tokens of their affection, whether it's during the holiday season, at the end of the school year or both. Choosing a gift for a teacher can be challenging, as the relationship between student and teacher and/or parent and teacher is not personal, and it's very possible students and parents have little knowledge of a teacher's interests outside the classroom. But the following gift ideas are essentially universal in their appeal, making them great gifts for the special educator in your life.

• **Handwritten notes from students:** Rather than trinkets that proclaim "World's Best Teacher," students can write their own sentiments about their teachers and present it with a Christmas card. A heartfelt note of appreciation and gratitude can be all it takes to put a smile on a teacher's face this holiday season.

• **Food:** Food can be enjoyed in and around the season. Avoid making items yourself, as some people are particular about eating foods that were cooked in someone else's kitchen. Stick to pre-packaged foods.

• **Something scholarly:** A gift that provides a teacher with some intellectual stimulation might just do the trick this holiday season. For example, a best-selling novel may fit the bill for English teachers.

• **Gift cards:** Very often all of the students in a class donate a small amount toward a gift card. Consider a card that is redeemable at a nearby store.

When gifting teachers, there are some gifts to avoid.

• **Trinkets and mugs:** Through the years a seasoned teacher has likely collected a fair share of trinkets and coffee mugs. Chances are he or she does not need another one.

• **Perfume and lotion:** Avoid scented lotions, perfumes and other cosmetic products, as such items are more personal.

• **Overly expensive gifts:** Do not give a gift that is beyond the standard range of others in the classroom, which usually falls between $5 and $20. It could appear as if you're buying affections for the student, and it could make the teacher uncomfortable.


Let The Good Times Roll!
Here's hoping your holiday is a blast, from the first day to the last!
Merry Christmas & Happy New Year
Madeleine & Michel Laplante
Owners
671A Notre-Dame
Embrun
www.veloxpress.net
VéloXpress
613-443-5500

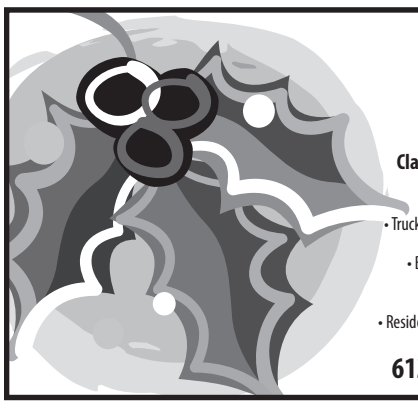
Merry Christmas and Happy New Year
Class 'A' Septic Bed Installations
• Fence Lines
• Trucking • Crushed Stone
• Pitrun Gravel
• Bulldozer & Backhoe
• Sand & Topsoil
• Excavator Hyhoe
• Residential & Commercial
ROB
613-448-3410
SULLIVAN BROS. CONSTRUCTION
(CHESTERVILLE) LIMITED
Since 1950



To our customers, neighbours, associates and friends, we extend our warm wishes for a truly inspirational Christmas season. Thank you for your support.
TWIN PEAKS
Sanitary Services Inc.
RR#1 WILLIAMSBURG 613-448-3066



Best Wishes to all our customers and friends
FIRST STOP
HOME OWNER & CONTRACTOR
TOOL & EQUIPMENT RENTALS LTD.
2678 Hwy. 43, Kemptville (Cornerstone Mall)
12054 Main St. W., Winchester (KrisAlis Inc.)
A rental store to handle all your Tool and Equipment needs!
Locally Owned and Operated
Neill Earl
1-877-245-3296 613-258-4152

Wishing you a Very Merry Christmas and a Happy New Year
Ontario
Jim McDonell
M.P.P.
Stormont-Dundas-South Glengarry

Constituency Office
120 - 2nd St. West
Time Square
Cornwall, ON
K6J 1G5
613-933-6513
Satellite Office
Winchester, ON
K0C 2K0
800-514-9660
Satellite Office
Morrisburg, ON
K0C 1X0
800-514-9660
jim.mcdonellco@pc.ola.org
Fax 613-933-6449
www.jimmcdonellmpp.ca


WISHES
MERRY & BRIGHT
Glad tidings to you and your kin this holiday season.
RNC FINANCIAL SERVICES
For all your accounting needs
Nick Coleman
10330 Shaw Rd., Mountain
613-989-1468 • 613-880-9629
smlbass@hotmail.com



Two of three Sloan men enjoyed the experience of meeting Santa, with Todd (left) and Trent smiling for the camera. Newborn Camden, however, was less than thrilled.

Breakfast with Santa

Teaming up to serve during South Mountain's annual Santa Claus Breakfast event on Sat., Dec. 7 were the North Dundas Fire Department's Mountain detachment, the Mountain Township Agricultural Society, the Mountain and District Lions Club, and the Independent Order of Odd Fellows South Mountain Lodge. The firemen cooked while others served the many patrons that filled the Mountain Township Agricultural Hall, and Santa and Mrs. Claus dropped by before the event was finished.



Dakota Nevins (left) and Tanner Patterson stayed busy at the craft centre. *Press Photos – Uhrig*

Sound gift ideas for music fans

Music remains an art form that evokes strong emotions and holds a special place in many a listener's heart. The nearly universal appeal of music makes it a great gift come the holiday season, when shoppers may not always know what to buy a loved one. The following are a few gift ideas that are sure to have your favorite music fan singing your praises this holiday season.

• **Concert tickets:** Perhaps no gift makes music fans' hearts race more than tickets to see their favorite musicians perform. Your loved one probably has a favorite artist or someone he or she has long desired to see live. Look into that performer's tour dates to see if they are playing your area anytime soon. If they're playing just before the holiday season, don't hesitate to give this gift a little early. The same approach should be taken if an artist will be in town within a day or two of Christmas or Chanukah. Giving the tickets early enables your loved one the chance to clear his or her schedule.

• **Musical instrument:** It's never too early or too late to learn how to play a new instrument. Shoppers whose loved ones love a good rock-and-roll riff might find guitars make a great holiday gift, while those who can't stop playing air drums should enjoy finding a real drum set come the holidays. When buying guitars, shoppers should learn which hand their loved ones favor.

• **Music lessons:** Lessons are the next logical step once a music fan has the instruments to work with. But even those without an instrument of their own can benefit from music lessons. For example, music lovers who want to learn piano can make use of lessons even if they don't have their own pianos at home. Lessons can be a great way for music lovers to gauge their skill levels before buying an expensive instrument. In addition, lessons can turn music lovers on to new instruments or new types of music they may never have considered previously.

• **Sound system:** Advancements in technology have proven to be music to music lovers' ears. Music fans can now take advantage of crisp sound systems that make music that much more enjoyable. Sound systems come in many shapes and sizes, and they can vary significantly in regard to price. When purchasing a sound system as a holiday gift, look for one that's compatible with your loved one's existing components, such as a television or music player.

• **Streaming service membership:** Unlike the days when music fans had to wait for local deejays to play their favorite songs on the radio, today's music fans can essentially create their own radio stations on their computers and even on their phones. Shoppers can buy their favorite music fans subscriptions to streaming services, such as Pandora or Spotify, and listeners can then tailor their own stations to include their favorite genres, artists or individual songs.

MERRY CHRISTMAS to You and Yours!

We're thinking of you this holiday season and we thank you most sincerely for your generous support.

ROSS
Daryle Ross Real Estate Ltd.
7163 Parkway Rd., Greely, Ont., K4P 1N3
613-821-2369 • 1-877-450-4401

Merry Christmas to All
And to All a Good Night!
Sincere thanks for your support this year.
ARCAND Party Tents
613-258-9444
www.arcandpartytents.com

PEACE ON EARTH

... And Merry Christmas to our many good neighbours and friends!

Cloverdale Meadows
Distinctive Community Living
613-989-6003

CHRISTMAS GREETINGS
to our Neighbors, Associates, Customers & Friends
From our family to yours go our very best wishes for a very Merry Christmas and a Happy New Year.
the co-operators
A Better Place For You™
CHUCK DORAN
AGENT
29 King St., Chesterville, ON, K0C 1H0
Bus.: 613-448-3300 Res.: 613-987-2288 Fax: 613-448-1217
After Hours Emergency Service: 1-800-465-2667
• HOME • AUTO • LIFE • RRSPs • FARM
• BUSINESS • GROUP • TRAVEL

Celebrate the Season!
Sing. Dance. Laugh. Play.
Hope. Dream. Be merry.
Whatever you do this holiday season, please know our warm wishes are with you.
Winchester Physiotherapy & Acupuncture Centre
457 Main St. East, Winchester 613-774-4505
www.winchesterphysio.ca



Stormont, Dundas, and South Glengarry MPP Jim McDonell (top left) rode a float alongside North Dundas Mayor Eric Duncan, Deputy-Mayor Gerry Boyce, and Boyce's wife, Lorna.



Former Township of North Dundas Mayor Claude Cousineau (left) and Winchester Fire Detachment member Jamie Hay rode in the village's antique fire truck.



North Dundas Christmas Fund chair Bob Weagant walked the parade route collecting funds for this year's initiative.

Lights shine bright in Winchester

Christmas cheer roared though the village on Sat., Dec. 7 as the 17th North Dundas Country Christmas Parade of Lights took hold of Winchester, with various events throughout the day leading up to the evening-time parade. Even Maple the Cow (right) had a part in the parade.

Press Photos – Uhrig





Winchester's parade goes corporate as a Coca-Cola truck takes part.



Reis Equipment's larger than life parade entry.



Weagant Farm Supplies' big blue entry.

MERRY CHRISTMAS!



Best wishes and thanks from our entire team!


Keith Bean
General Manager


Andy Laverie
Sales and Leasing


Graham Miles
Sales and Leasing


Laura Crawford
Sales and Leasing

MYERS Kemptville
CHEVROLET•BUICK•GMC

104 Elvira St, Kemptville • 613-258-3403• 1-877-258-2221

W.C. ROBINSON & SON LTD
Plumbing Heating Electrical



Wishing you and your family a safe, healthy, happy and fantastic holiday season.

3260 Wallace Rd.
RR#1
South Mountain
Ontario, K0E 1W0
613-989-2894
www.wcrobinson.com



Remi Bailey tried to find available space for a little more icing.



Halee Preston was still in the initial phases of her decorating project.





Home sweet home

Families flocked to the Mountain Township Agricultural Hall in South Mountain earlier this month to participate in the Friends of the South Mountain Library's ninth annual Gingerbread Workshop. Using their imaginations and the vast array of colourful and tasty design tools, these young builders designed some truly unique homes – each looking good enough to eat.

Press Photos – Casselman



Above:
With an eye toward making her house unique, Anika Matte brought a few supplies from home, including tiny toy people.

Left:
Nathan Milne-Servage inspected his house, checking to see if it needed more candy.



To Our Friends
Both Near and Dear

At the close of another year we remember our friends, both far and near.
Merry Christmas and Happy New Year
to you all and thank you for your business.

CRERAR'S HONEY LTD.

8214 Bank St., Vernon 613-821-2133
www.crerarshoney.com



Merry Christmas

During this special time of year, all of us at O'Farrell Financial Services Inc. wish you and your family a Merry Christmas and a safe, prosperous New Year. We look forward to helping you achieve your financial plan and reach your goals in 2014.

O'FARRELL Financial Services Inc. | KEMPTVILLE BROCKVILLE WINCHESTER

Toll-free: 877-989-1997 | www.ofarrellfinancial.com

66-0795

Joy • Peace • Hope
Love • Health • Happiness
Harmony • Prosperity

The only thing left to add is our gratitude! Wishing you every happiness this Christmas season and beyond.

It's been our pleasure serving you this past year and we look forward to serving you again soon.


Butch Oldford
Broker/Manager


Orman Savage
Sales Representative


Clayton Oldford
Broker


Bob Peddle
Sales Representative


Helen Kennedy
Sales Representative


Nathan Lang
Sales Representative


Kim Monkhouse
Sales Representative

ROYAL LEPAGE

GALE REAL ESTATE 613-774-4253
BROKERAGE, INDEPENDENTLY OWNED AND OPERATED

Great holiday parties have a happy ending

A lot of preparation goes into a memorable holiday party. It starts slowly with sending out invitations and dusting off the decorations days or weeks ahead of time, then gains speed from grocery shopping all the way through to placing the final sprig of parsley on the canapés.

After all the hustle and bustle, it's tempting to think the prep is over when the first guest arrives at the door, but seasoned hosts know the doorbell signals that the next round of planning is just beginning.

"Every successful party needs a happy ending," says Charlie Angelakos, the vice president of corporate affairs at Labatt Breweries of Canada. "Hosts need to play a role to ensure the safety of their guests and communities, and that means preventing their guests from drinking and driving."

Here are a few tips to help hosts with the in-party planning:

• **Know that being a host comes with responsibilities to your guests.**

• **Offer alcohol-free drinks.** Remind volunteers that a designated driver abstains from alcohol. Thank them for helping to keep our roads safe.

• **Recognize the signs.** Signs of intoxication include fast/slow/loud/slurred speech, physical clumsiness or lack of alertness, tiredness, red eyes or heavy eyelids.

• **Explore the options.** Assign a sober companion to get the guest home safely. Call a friend or relative to pick up the guest, or provide him or her with money for a taxi.

• **Give your guests help to prevent drinking and driving.** Match guests with a designated driver, provide taxi numbers, or invite them to stay overnight. Ask for their car keys to keep them and others safe. Thank them for not drinking and driving.

www.newscanada.com

Stress-free holiday hosting tips

Gatherings with friends and family are a big part of the holiday season. And all of those gatherings translate to a lot of holiday hosting, and hosts can easily feel overwhelmed as they try to juggle hosting duties with everything else that comes along during this time of year. Here are a few steps holiday hosts can take to make hosting a lot less hectic and a lot more fun.

• **Enlist help.** Just because a holiday party is at your home does not mean others can't pitch in or will be unwilling to help. If you plan to decorate for the party, invite a friend over to assist. When hosting a holiday dinner party, ask guests to bring certain items to save you some work. Ask one guest to bring some dessert, saving you the time it takes to visit the local bakery or bake your own desserts, and ask others to provide side dishes.

• **Plan well in advance.** The earlier you begin planning the party, the less stress you're likely to feel as a host. Certain items for the party, like decorations and certain snacks and beverages, have no expiration dates, so buy such items well in advance. This leads to one less task to tackle in the days leading up to the party. Planning early also affords you ample time coordinate with guests and decide who will be responsible for certain party tasks.

• **Hire a cleaning service.** One of the more difficult parts of holiday hosting is cleaning the house before guests arrive. A thorough house cleaning can take up a substantial amount of time, which tends to be hard to come by during the holiday season. To avoid a late night cleaning session or the need to spend a weekend afternoon hard at work around the house, hire a cleaning service to come and clean your house in the days before the party.

• **Have a theme for the party.** Holiday hosts may worry about how to entertain their guests throughout the party. A theme party makes it easier to entertain guests, who can show up decked out in holiday pajamas or sweaters or bring along a favorite unique compilation of holiday songs for a sing-along. Such themes set a tone for the party right away and often make it easier for guests to unwind immediately.

• **Pass the buck.** Hosting a holiday dinner party? Consider passing the hosting duties on to a local restaurant, especially if your friends and family members are on board with the idea. If your schedule is especially hectic this holiday season, then move the party from your home to a local restaurant, where the staff can worry about accommodating your guests and you can simply relax and have a good time with your loved ones.



SILVER BELLS, SILVER BELLS

Soon it will be Christmas Day, and we'd like to chime in with our best wishes and gratitude!

TONY VAN GURP CONSTRUCTION

RR#3, Chesterville, ON, • K0C 1H0

Residential • Commercial
Custom Built Homes • Additions • Renovations
Office Renovations • Suspended Ceilings

Builders of ICF Insulated Concrete Block Walls and Foundations

613-448-3249

PEACE and JOY

...And many thanks from us!

Countryside Dog Grooming
Linda Berube
Professional Certified Groomer
613-989-2307 Cell. 613-299-4633
All Breeds of Dogs & Cats

ring in THE JOY!

It's been a joy for us to serve people like you.
Happy Holidays!

IDEAL PIPE
Manufacturing Plant
Winchester
613-774-2662

How Sweet It is!

Wishing you all good things at Christmas and in the New Year to come.

Kim's Interior Painting and Wallpapering
613-448-3368 Chesterville





Glad Tidings TO YOU!

Merry Christmas and many thanks, everyone!

Claude's Manufacturing & Upholstering Reg'd.
107 MAIN STREET, MOREWOOD
613-448-2233



Best wishes from our family to yours!

Chesterville Bowling Inc.
Main St., Chesterville 613-448-3535
Ron & Shari

May the *Spirit* of the Season Be Yours

As you revel in the true meaning of Christmas, we hope it casts a wonderful light on the year ahead.



Guy Lauzon, M.P.
Stormont-Dundas-South Glengarry
621 Pitt Street, Cornwall, Ont., K6J 3R8
613-937-3331 or 1-888-805-2513
info@guylauzon.ca • www.guylauzon.ca



Keep the traditions, but ditch the worn-out decorations

The holiday countdown is on and it's time to get your house razzle-dazzle ready. But before you do, make sure to check that your lights and decorations are still in good working order after a year in storage. Not only can old decor look worn out, but it also can put you and your family at risk – which is the last thing anyone wants at this joyous time of year.

CSA Group, a leader in public safety testing and certification, offers these tips to help you stay safe this holiday:

• **Carefully inspect light strings each year.** Discard any with frayed cords, cracked lamp holders or loose connections. Inspect for storage damage from moisture or rodents.

• **Turn off the electricity to the supply outlet before working with outdoor wiring.** Unplug light strings before replacing bulbs and check to ensure replacement bulbs match the voltage and wattage of the original. To avoid a shock from damaged wires, use insulated fasteners rather than metal nails or tacks to hold light strings in place.

• **Make decorating a family activity.** Plan this year's theme with the kids, but don't let children or pets play with light strings.

• **Keep electrical connectors for outdoor lights above ground, out of water and away from metal gutters.** Connect outdoor lighting into receptacles protected by weatherproof ground fault circuit interrupters (GFCI). These can provide protection from electric shock by sensing ground leakage and cutting electrical power.

• **Use heavy duty extension cords for high wattage decorations and large electronically-animated displays, and don't overload extension cords.**

If you need to purchase new lights, look for a certification mark to ensure they are certified by an organization such as CSA Group.

And remember: outdoor holiday lights are made for seasonal use only; extended exposure to the elements can lead to damage. So when the holidays are over, take down the festive decorations and place them back in their original packaging for next year.

Emphasize safety when decorating for the holidays

Though the holiday season is a festive time of year, it can quickly turn tragic if revelers do not emphasize safety when decorating their homes. When decorating this holiday season, be sure to employ the following precautions so your holiday season is festive, decorative and safe.

• **Exercise extreme caution with holiday lights.** A fire may start because of frayed or bare wires, broken or cracked sockets or even loose connections. It's important to inspect each set of lights for damage and discarding any damaged sets. When choosing lights, use only lights that have been certified for outdoor use on your home's exterior, and never use outdoor lights inside.



• **Purchase the right Christmas tree.** Though it can be tempting to purchase the most eye-catching Christmas tree you find, avoid acting rashly until you have learned a little about the tree. Artificial trees should be labeled as "Fire Resistant." Such trees can still catch fire, but they are more resistant to fire than trees without such labels. When buying a live tree, make sure the tree is fresh. The tree should be green, and its needles should be difficult to pull off of branches, which should not be easily breakable. Tap the tree on the ground before purchasing it. If the tree loses a lot of needles upon tapping the ground, it isn't fresh. Trees that aren't fresh are more susceptible to going up in flames.

• **Keep the tree away from heat sources.** Though it might seem more idyllic to place your Christmas tree next to the fireplace, it's a lot more dangerous as well. When choosing a spot for your tree, find a place that is away from heat sources like fireplaces, radiators and vents. But homeowners also should know that even trees placed away from heat sources can still dry out, creating a fire hazard even if the tree was fresh and healthy when purchased. That's because Christmas trees can quickly dry out in heated rooms. Monitor the tree's water levels every day, checking those levels in both the morning and at night before going to bed. This prevents the tree from drying out and becoming a fire hazard, and it also helps the tree maintain its aesthetic appeal through the holiday season.

• **Limit use of candles.** Like Christmas trees, candles are a popular yet potentially hazardous decorative item during the holiday season. When decorating with candles, be sure that all candles are extinguished before leaving a room and never leave them burning when you go to bed. Candles should be kept away from any decorative items, including Christmas trees, that can catch fire. Never place candles near curtains, furniture or presents. Holiday enthusiasts with little children or pets at home might want to decorate with fake LED-light candles instead of traditional candles. Curious kids or excitable pets may not recognize the potential dangers of lit candles and, as a result, might burn themselves or tips candles over.

The holiday season is upon us, and that means scores of celebrants will be decking their halls. Though festive decorations are a part of the season, safety should always come first.

Cheers To You!

As we prepare to deck our halls, our thoughts turn to the special people who have given us so much to celebrate this year. Merry Christmas and many thanks for your most generous support.

DONEVELYN FARMS ELEVATOR
613-821-3790
9253 Castor Road, Metcalfe

With Our Thanks

Wishing each and every one of you the very best Christmas ever!

Winchelsea Events
CATERING & SPECIAL OCCASIONS
events@thewinchelsea.com
www.thewinchelsea.com
Facebook: Winchelsea Winchester
1567 County Rd. 31, Winchester 613-808-9258



Wishing you all the beauty of the holiday season and the best in the year to come.
We appreciate your patronage and look forward to serving you in the future.

Happy holidays and thank you from all of us at

Glen Robinson and Sons
Plumbing and Heating
RR2, Chesterville **613-448-2894**

Has gift wrapping become a lost art?



Have we become a society that is too busy for gift wrap? When a birthday arrives or the holidays come around in full force, where do most people turn? To the ultra-convenient gift bag, that's where.

Gift bags have largely taken over the party aisles at most stores, where rows and rows of gift bags in all shapes and sizes are not uncommon. If you're trying to find a roll of wrapping paper, good luck. For birthdays, anniversaries and even baby showers, paper designs have essentially become obsolete.

It's true that wrapping paper seems to make a rebound come the holiday season, when stores begin to devote aisles of space to holiday supplies. But even when shiny foils and smiling Santas beckon customers from the tightly packed rolls, many people still choose gift bags.

Gift bags do have many advantages. They are easily portable, generally inexpensive and come in some very clever designs. They're also touted as a "green" product because they can be reused.

But there are plenty of people who feel that the elimination of intricately wrapped presents takes some of the magic out of the holidays. Carefully wrapped gifts show that a person put in time and effort to present a gift in a way that is sentimental and personal. Although it may take mere minutes to pry away the paper and find a treasure inside, there's something to be said for paper-wrapped gifts. It means the gift-giver sat down, pondered the paper design and carefully chose the bow or ribbon with the recipient in mind.

Before you eschew wrapping paper for a gift bag this holiday season, think about all of the advantages to spending some time and reacquainting yourself with the art of gift wrapping. Here are some reasons to save the gift bag for another time.

• **Wrapping can be green, too.** Wrapping paper can be reused if it is carefully removed from a gift. You also can create your own wrapping paper by decorating brown postal paper with a rubber stamp or having children color their own special murals. Don't overlook newsprint as wrapping as well.

• **Paper is more cost-effective.** You are bound to get more bang for your wrapping buck by choosing wrapping paper. Gift bag handles could tear after one or two uses. Wrapping paper per inch can be more affordable than gift bags, particularly when purchased on sale.

• **Wrapping paper lets you be creative.** Cover a box with a patchwork of different paper scraps, choose to stagger colors of paper with boxes towered one on top of another or tie on the biggest bow you can find.

• **Paper is traditional.** Look back to the classic stories of yuletide and you are bound to find images of Santa Claus pulling wrapped boxes out of his enormous gift sack. Also think about how department stores used to (and some still do) offer complimentary gift wrapping.

• **Wrapped gifts travel better.** When carrying your bounty of gifts to friends and family, carefully wrapped boxes tend to stand up to travel better than gift bags. No one wants to receive a gift bag that has been wrinkled and crushed into some amorphous shape.

• **There's something magical about wrapping paper.** The anticipation, the drama, the build-up to peeling aside wrapping paper and revealing the gift has brought smiles to children's (and adults') faces for generations. It is hard to improve on something that has been successful for years and years.

Although the public may be swept up in rushing from here to there, there are traditionalists who appreciate sitting down and spending time creating holiday magic by way of beautifully wrapped gifts.

Clever ways to give gift cards

Gift cards are a staple of the holiday season. Often a go-to gift when other options just do not seem to suffice, gift cards remove the worry about whether or not the item will fit or if it's the right color or model.

Gift cards can make ideal gifts because they are chosen with the recipients' likes and tastes in mind while allowing recipients to shop without spending their own money.

Still, giving a gift card can remove some of the excitement of unwrapping a mystery gift. By employing a few creative tips, gift cards can be fun and unique.

Scavenger hunt

Have the gift recipient work a little in a clever way for the gift. Plant clues around the house that will gradually lead to the hiding spot where the gift card is stashed. Clues can include witty poetic verses or tie into recipients' personal interests.

Nesting boxes

Another way to present a gift card is to hide it inside of a box that looks like any other gift. However, once the person unwraps the gift, he or she will discover another wrapped box inside. This prank can be repeated over and over as many times as desired until the gift card is unearthed.

Gift basket

A gift card can be ensconced with other trinkets and tied into a theme. For example, a gift card for a spa massage may be complemented by lotions, massage oil and a terry-cloth robe. These items can all be packaged together in a decorative basket to make the entire gift eye-catching and appealing.

Themed wrapping

Place the gift card inside of an item that epitomizes the gift. A card for a bookstore can be nestled inside of the pages of a classic book. A gift card to a hair salon can be attached to the end of a hairbrush. For those gifting to a favorite coffee shop, place the gift card inside of an empty coffee mug.

Shopping savvy

Offering a gift card as a present is entitling the recipient to a day of shopping. Wrap the card with a reusable shopping tote so that he or she can carry purchases inside. You can monogram the bag with initials or even decorate it. Otherwise, purchase a new wallet and place the gift card inside. Wrap the wallet and encourage the recipient to go on a spree.

Special delivery

For a creative spin, work with a retailer that offers home delivery service. Ask to have the gift card attached inside of a pizza box or nestled in a bouquet of flowers. When the recipient receives the delivery, he or she will be surprised by the added gift.

Gift cards make convenient gifts, but they may not carry with them the panache of other holiday gifts. Dressing up gift cards in creative ways can make them even more appreciated.




With Our Best Wishes

At Christmas time and in the bright New Year ahead. It's always a pleasure serving you.

Daniel Dupont, President

RE-BASS Audio & Video inc.
924, rue Notre-Dame St.
Unit A, P.O. Box 519
Embrun, ON, K0A 1W0
Tel.: 613-443-5816
Fax: 613-443-5013
www.re-bass.com


Straight From The Hearth

... And from the heart, too, Go our very best wishes To each one of you!

Wishing you a Merry Christmas and a safe and happy holiday.

www.harbers.ca

HARBERS
FLAME CENTRE & MASONRY INC.
Closed Fri., Dec. 20 at 4 pm, open Tues., Jan. 7
4385 Billy Lane, RR 3, Williamsburg
613-535-2301

"Keeping You Warm Is Our Business!"

Wood Energy Technology Training

Frugal gift wrapping ideas

Holiday shoppers spend billions of dollars each year on gifts for friends, family and coworkers. But holiday shoppers also spend substantial amounts of money dressing up those gifts with bows and wrapping paper. Shoppers may not want to spend much more on wrapping paper, bags and other ways to dress-up their gifts, and by employing a few tricks of the gift wrapping trade, they may not have to. The following are some frugal, yet flashy, ways to wrap presents this holiday season.

• **Children's artwork:** Over the course of a school year parents can accumulate dozens of original pieces of art from their children's time in the classroom. Instead of relegating those pictures to a memory box or temporary glory on the refrigerator, turn them into unique gift wrap. Pair these pieces of art with colored ribbon, and everyone who gets a unique masterpiece will feel special.



Baskets are an often inexpensive alternative to wrapping paper.

• **Newspaper:** Recycle newsprint and comics into wrapping paper. Encourage everyone to wrap in newspaper for a cohesive look come Christmas morning.

• **Cloth:** Leftover cloth from Halloween or cloth purchased to create homemade curtains can be turned into giftwrap for awkward-shaped gifts. Use decorative ribbon to seal the bundle shut.

• **Brown paper:** Brown paper tied with twine or ribbon is inexpensive and can easily be recycled after use. Use a marker to put the names of gift recipients on each package to save on gift tags as well.

• **Glass jars:** Use mason jars when wrapping smaller gifts, including gift cards, to give them an arts-and-crafts feel.

• **Fabric gift bags:** If you're handy with a needle and thread, sew sacks out of leftover fabric to make gift bags of various sizes.

• **Cookie tins:** Find unique cookie tins from yard sales or leftover tins from holidays past and use them as gift boxes.

• **Recipes:** If you will be giving a cookbook or food-themed gifts, print recipes that can be used as gift wrap and then later used to make certain dishes.

• **Baby linens:** From blankets to wash cloths, use baby linens to wrap infant-themed gifts for new parents.

• **Baskets:** Wicker baskets are available in various shapes and sizes. They can be used to make a gift collection and then reused over and over again.

There are many creative and inexpensive ways to wrap gifts this year instead of using preprinted wrapping paper.

Create a gift wrapping station

Many people long to have an area where they can create wrapping magic for holiday gifts, birthday presents and other tokens of appreciation throughout the year. However, with limited space, tall rolls of gift paper may have been stashed in the back of a closet or tucked under a bed, making them inconvenient to use once it is time to wrap gifts. With just a few feet of space, anyone can create a compact gift wrapping station.

The first step in creating your wrapping station is to find a spot that is out of the way but enables you to easily keep inventory of paper and ribbons. The back of a door or behind the door often provides adequate space to store supplies, and the width of a door might be the right size for the average roll of wrapping paper. If the door is too narrow, the rolls can be hung vertically instead of horizontally. Fortunately, gift wrap is narrow and doesn't take up much space on its own. Therefore, it usually can be tucked into a corner. Also, you just may have enough scrap materials around the house to use to build your wrapping station. If not, a trip to the hardware store or home improvement center can generally yield what you need.

Wooden dowels are an inexpensive yet valuable supply. Rolls of wrapping paper can be slid on the dowels and hung horizontally on hooks protruding from a door or wall. For a vertical installation, make a wooden frame the width and length that will be needed. Drill holes in the frame on the top and bottom through which the dowels can be fed. Then drill small holes on the ends of the dowels. Use cabinet door handles or drawer pulls on the end that are wider than the holes made in the wooden frame. This way the drawer pulls can be unscrewed at the top to remove the dowels and refill with a fresh roll of paper. Then the knobs can be screwed back on to prevent the dowels from falling through the wooden frame.

Those who are a bit more handy may want to paint and attach a piece of plywood to the door on hinges that can be folded up and locked into place with a hook when not needed, but then put down to serve as a shelf on which the wrapping can be done. Be sure to have a shallow ledge that protrudes somewhat under the shelf to offer support when the shelf is in the open position.

A separate dowel can be used to keep rolls of ribbon neat and within reach. A scissor hung on a hook or attached to a string will ensure that you're never hunting for a scissor under rolls of wrapping paper. It also keeps the scissor safely out of reach of young children.

If desired, a tape dispenser can be mounted on the wall or door as well, enabling one-handed measuring and cutting of the tape.

Get creative with your homemade wrapping station and then enjoy how efficiently you can wrap gifts.



All the Best for the Holidays

May your holiday be a great time to reflect and relax.
We appreciate your support.

EASTERN ONTARIO CEMETERY MEMORIALS

Kevin & Patricia Allen

694 Boundary Rd., RR#3, Kemptville, ON, K0G 1J0
Tel. 613-258-2927 • Fax 613-258-1720 • Toll Free 1-800-837-0130



Sounds of Christmas

Wishing you a Christmas rich in peace and blessings.
It's been a pleasure doing business with you.

Shane Signs

Complete Line of Signs
613-987-2955 • Crysler, Ontario



Merry Christmas & Many Thanks

It's been a pleasure serving you this year, and we look forward to your continued friendship.

1384762 Ontario Inc. o/a ALLAN JOHNSTON
REPAIR & SALES
EQUIPMENT RENTAL

2665 8th Line Rd. (in Metcalfe)
613-821-4263
allanjohnston@rogers.com
www.allanjohnston.com



With Our Thanks for Your Business!

Happy Holidays to our customers, neighbors, associates and friends at this festive season.

We appreciate your hanging in there with us!

St. Albert Cheddar

St. Albert Cooperative Cheese Inc.

P.O. Box 30, St. Albert
Rejean Ouimet, *General Manager*
613-987-2872 613-987-2189
www.curds.com

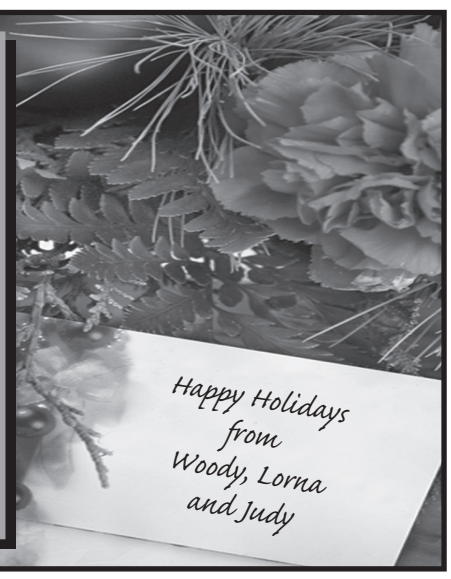

PEACE LOVE JOY

We wish you every happiness this holiday season. Thank you for being such loyal customers. We look forward to seeing you again in the New Year.

Wayne LaPrade Photography

9 Industrial Dr., Chesterville 613-448-2852

Bake gingerbread with a twist

Gingerbread is an iconic holiday treat enjoyed all over the world. So this year, why not update this favourite tradition with a beautiful gingerbread pie? Ingredients like molasses, brown sugar and nutmeg deliver festive flavours in every bite, and cute pastry gingerbread men add a whimsical and stylish final touch. More seasonal recipes are available online at www.tenderflake.ca



Gingerbread Pie

INGREDIENTS:
2 Tenderflake frozen deep dish pie shells, defrosted
1 egg, lightly beaten
¾ cup unsalted butter
¾ cup brown sugar
¾ cup whipping cream
¼ cup molasses
3 egg yolks
¼ cup cornstarch
1 tsp ginger
¼ tsp nutmeg
¼ tsp cloves
½ tsp salt
1 ¼ cup milk
½ cup whipped topping
White icing

DIRECTIONS:
1. Preheat oven to 375 degrees F.
2. Bake one pie shell according to package directions. Remove the second pie shell from the foil pan and place on a lightly floured work surface. Using a 2" (5 cm) gingerbread man-shaped cookie cutter, cut 8-10 pieces and place on a parchment paper-lined baking sheet. Brush lightly with egg and bake for 10 minutes or until golden brown. Remove from the oven and cool.
3. Heat butter and brown sugar in a small saucepan over medium heat, stirring occasionally until bubbly. Whisk in cream and molasses and stir until it begins to simmer.
4. Whisk together egg yolks, cornstarch, spices and salt in a small bowl. Slowly add a small amount of the hot mixture into the egg mixture, stirring constantly. Add the egg mixture back into the hot cream mixture and continue to stir over medium heat until thickened and just starting to boil.
5. Pour the filling into the baked pie shell. Cover the surface with plastic wrap directly on the filling and chill until set, at least four hours.
6. Decorate the gingerbread man pastry shapes with icing. Arrange shapes on top with whipped topping just before serving.

www.newscanada.com

What to do with leftovers

The food cooked during the holidays is often enough to feed an army. Too often, hosts and hostesses prepare and serve much too much food, only to find themselves left with a refrigerator full of leftovers when guests don't eat as much as hosts had suspected.

In order to avoid wasting food, many people attempt to create new meals from their excess holiday ingredients. Putting leftovers to good use can take a little ingenuity to disguise the reality that you're eating turkey or ham for the third consecutive night. All it may take is a little inspiration to create delicious meals with repurposed holiday foods.

The first thing to keep in mind when using leftovers is food safety. Any food remaining after the holiday meal should be packed into storage containers and refrigerated or frozen no more than two hours after the meal has ended. This ensures that bacteria are not able to proliferate in the food and cause foodborne illnesses. Choose shallow containers, which will enable the food to chill more uniformly and not create warmer spots that take longer to reach a safe storage temperature. Do not save any foods that have remained at room temperature for too long or seem questionable, especially dairy products. It is adviseable to discard leftovers (even if refrigerated) after 4 days. Use it or lose it!

Now that leftovers are properly stored, you can think up some creative menu ideas for using them in the next few days.

• Turn stuffing into croquettes or burgers by mixing chopped turkey with stuffing or adding a new meat to the equation, like sausage.

• Dice ham and potatoes and add to the morning helping of eggs for a country-style omelette.

• Promptly boil the turkey carcass to make homemade stock for soups and stews.

• Turn leftover mashed potatoes into a creamy potato soup, with the addition of cream, bacon and scallions.

• Use cranberry sauce in place of butter on bagels or toast.

• Mash up leftover sweet potatoes and bake into a moist and delicious sweet potato loaf bread.

• Create open-faced sandwiches for lunch by layering ham or turkey, stuffing, cranberry sauce and gravy on top of a thick slice of bread.

• Diced meats, vegetables and onion can be added to a batter of pancake mix and turned into an easy quiche.

• Host Mexican night and use leftover turkey meat to make spicy fajitas, complete with sour cream and salsa.

• Use stale bread to make homemade croutons for salad or use in a bread pudding recipe.

• Add cranberry sauce to boxed muffin mixes for a tart treat.

• Turn leftover holiday meats into an Asian stir-fry with the addition of water chestnuts, bean sprouts, soy sauce, and mixed vegetables.

• Grind meats to make a hearty meat loaf.

• Make leftover potatoes into hash browns.

• Cube leftover cake and serve on skewers and fruit for dipping into chocolate fondue.

• Use pie crust and small ramekins to turn turkey or ham into savory pot pies.

Tidings of Comfort and Joy

We're sending all our best wishes to you for a happy and healthy holiday season.

Louise & Company
CAKE DECORATING SUPPLIES • BALLOONS & PARTY • KITCHENWARE • MOM & BABY • BOOKS • TOYS

www.louiseandcompany.com

Creekside Centre
2878 County Rd. 43
Kemptville
613-258-0222



A MERRY GOOD TIME!



Here's hoping the season brings you much warmth, love and joy.

Curran Flooring Centre
18 Industrial Drive, Chesterville
613-448-2068

Cotnam TRU Hardware
33 King Street, Chesterville
613-448-3838



All Things Bright And Beautiful

Wishing you and yours an abundance of glad tidings at this special time of year.
We feel blessed to have neighbours like you and look forward to seeing you again, soon.

RILEY'S value-mart
MORRISBURG PLAZA - 613-543-2802



peace on earth.

May peace and joy surround you this holiday season and in the coming year.
Thank you for your patronage.

JMP Business Services Ltd.
Jose Poole
613-821-3436

Filled with GLAD TIDINGS



May your holiday be brimming with good times and glad tidings

BYERS CARPENTRY INC.
RR4, Crysler
613-448-1318 • 613-448-3966
Ken 613-229-1327
Kevin 613-223-0620



HAPPY HOLIDAYS
From Our Family To Yours

Merry Christmas

May the spirit of Christmas reside in your heart and home this holiday season and beyond.

We appreciate your business.

LOGTENS
Jeremy, Terri-Lynn, Cadence, Ethan and Arwyn Logtens
TREE SERVICE LTD.
RR 1, Berwick • 613-984-0743

Turn holiday baking into a year-round occasion

Do your kids know how to measure ingredients? Do they know how to crack an egg? Do they know what happens when you combine baking soda and vinegar?

These skills and more can be learned by baking together as a family. It is the perfect way to spend quality time with each other and gives kids the opportunity to learn and most importantly – to have fun.



That's why the experts at Robin Hood are encouraging Canadian families to set aside just one hour a week to get the family working together on baking delicious treats. Families schedule time for everything else in their life like sports and music lessons, so why not baking? Here's how to do it:

• **Mark it in your calendar:** As the holiday season is a busy time, try scheduling an hour to bake on a Saturday afternoon. Once it becomes part of the weekend routine, you can even work up to a group baking activity and invite your neighbours and their kids to join.

• **Get organized:** Calendar reminders and grocery lists of the essential ingredients help keep the pantry well stocked for your weekly baking activity. You can also join the Robin Hood Baking Hour at www.robinhood.ca to receive a monthly baking calendar, tips and easy age-appropriate recipes each week.

• **Inspire the family with individual tasks:** Once your family is on board, begin by assigning everyone a job – think chief mixer, cake decorator or recipe photographer. Encourage your kids to take a picture of the delicious result and start their own recipe collection.

• **Experiment and get creative:** Try something different each week. Test out recipes that blend savoury and sweet – think bacon with butterscotch cookies or sweet and salty chocolate caramel squares. Or look at recipes that have a twist on the traditional, like red velvet cupcakes baked in ice cream cones.

www.newscanada.com

A traditional holiday dessert with a low-calorie twist

This season, stay on track by serving delicious, calorie-reduced versions of traditional festive desserts. Lightly sweetened with naturally-sourced stevia, this pecan pie will make a tempting addition to any holiday table and appease guests young and old.



Favourite Pecan Pie

Makes 8 servings

INGREDIENTS:
1 refrigerated pie crust from a 15 ounce package
2 large eggs
2 large egg whites
1 cup sugar-free maple syrup
⅔ cup Pure Via Granulated
2 Tbsp molasses
1 Tbsp all-purpose flour
1 tsp vanilla
¼ tsp salt
1 cup pecan halves
Sugar-free whipped topping (optional)

PREPARATION:
1.Preheat oven to 350 degrees F. Roll pie crust to an 11-inch circle. Fit into a nine-inch pie plate. Flute edges; set aside.
2. Whisk eggs and egg whites until blended. Whisk in sugar free syrup, Pure Via sweetener, molasses, flour, vanilla and salt until combined. Stir in pecans. Pour into pie crust.
3. Bake 40 to 45 minutes or until knife inserted near the center comes out clean. Cool completely on wire rack before serving. Top each piece with sugar free whipped topping, if desired.

Calories per serving: 251

NOTE: Stevia, the sweetener in Pure Via, is also known as steviol glycosides – and you can keep the calories and sugar at bay with additional recipes available at www.purevia.ca.

www.newscanada.com

HAPPY HOLLY DAYS

With our sincere thanks for your valued business.

Rideau Auctions Inc.

Civic #2250, Corner of Cty. Rd. 31 & 43, Winchester, Ontario
613-774-2735 Fax: 613-774-5559

LOVE GOODWILL TO MEN CHRISTMAS BLESSINGS JOY HALLELUJAH PEACE ON EARTH

IN THE SPIRIT OF THE SEASON

At this time of peace, joy and goodwill, we'd like to thank you for the gift of yours. Your support has made doing business a pleasure, and has given us much cause for celebration this year. Merry Christmas!

Personal Touch SALON & ESTHETICS

Mandi & Tonya
#2 - 449 Main St. E.
Winchester
613-774-HAIR (4247)

Where it's all about you!

Catch The Spirit



Christmas is about so much more than Santa and gifts. It's an opportunity to renew our faith and to tell all the special people we know just how very much we value their friendship and support.

Merry Christmas and thanks!

Dundas Manor
Long Term Care Home

P.O. Box 970
Winchester
613-774-2293
613-774-2294

Ladies and Gentlemen Serving Ladies and Gentlemen



Merry Christmas from all of us at

PRECISION DIESEL

HEAVY DUTY CENTRE

12024 Dawley Drive
Winchester, ON
613-774-6619
www.precisiondiesel.ca



HOPE. DREAM. LAUGH. REJOICE.

In this season of possibilities, we hope your every wish comes true.
Merry Christmas and many thanks for your goodwill and support all year long.

CLEAR CUT INSTALLATIONS INC.

Replacement Experts
New Homes & Contractor Discounts

SINCE 1986
613-989-2367
OR 1-800-561-4206
10616 MAIN ST.,
SOUTH MOUNTAIN
ClearCutInstallations.com

Treat them to two-bite tourtières

A recent Tenderflake survey revealed that one in five Canadians consider tourtière their favourite savoury pie. Inspired by the classic French Canadian favourite, these mini versions are perfect for holiday gatherings. Save yourself time on the day of your event by baking these pies ahead of time and freezing them in an airtight container. Once needed, simply defrost, reheat for 5-10 minutes and serve. More holiday tips, recipes and free printable stencils can be found online at www.tenderflake.com.



Two-Bite Tourtières

Preparation time: 10 minutes

INGREDIENTS:
1 package (18) Tenderflake Frozen Mini Tart Shells
½ lb lean ground pork
1 onion, finely chopped
1 carrot, finely grated
4 garlic cloves, minced
1 tsp salt
¾ tsp celery seed
½ tsp ground pepper
½ tsp allspice
¼ tsp ground cloves
¾ cup apple cider or juice
½ cup mashed potatoes

DIRECTIONS:
1. Defrost tart shells according to package directions. Place on baking sheet.
2. Preheat the oven to 350 degrees F
3. Crumble pork into a large, nonstick skillet over medium-high heat. Cook, breaking the meat into small pieces with a wooden spoon, until browned. Drain off any excess fat.
4. Add onion, carrot, garlic, salt, celery seed, pepper, allspice and cloves. Cook, stirring occasionally, for five minutes. Stir in cider and potatoes; reduce heat and simmer, stirring occasionally, for five minutes or until thickened. Remove from the heat; cool to room temperature.
5. Divide pork mixture evenly between tarts shells.
6. Bake on lowest rack, for 30 to 35 minutes or until golden brown.
Serves nine.

www.newscanada.com

Mushroom scalloped potatoes

The rich full-bodied flavour and texture of sautéed mushrooms and green onions add pizzazz to this "never fail" version of the classic. Pre-cooked potatoes shorten the cooking time.



Preparation time: 15 minutes
Cooking Time: 30-35 minutes

INGREDIENTS:
2 Tbsp butter
1 lb sliced fresh mushrooms
4 large green onions, chopped
2 Tbsp all-purpose flour
2 ¼ cups milk
4 oz cream cheese, cubed
¼ tsp EACH nutmeg, salt and black pepper
4 to 6 cooked, peeled potatoes (2 lb)
1 ¼ cups EACH fresh breadcrumbs and grated Cheddar or Swiss cheese

DIRECTIONS:
Melt butter in large saucepan over medium heat. Stir in mushrooms and onions; cook, covered until tender, about five minutes. Stir in flour. And then gradually stir in milk, cream cheese, nutmeg, salt and pepper. Bring to boil, stirring constantly; cook until smooth and thickened. Pour into greased 8-cup baking dish. Cut potatoes into ¼-inch slices and fold into sauce. Sprinkle breadcrumbs and cheese on top. Bake in 350 degrees F oven 25 minutes or until hot and bubbly. Makes six servings.

TIPS:
For convenience cook potatoes a few days before. Cook potatoes until tender but firm; cover and cool or chill before slicing. If potatoes have thin skins do not peel, you not only save time but will gain extra nutrition.

For more delicious holiday recipe ideas visit Mushrooms Canada at www.mushrooms.ca

www.newscanada.com

Wishing You Peace at the Holidays



PARKER Funeral Home Ltd.
Morrisburg

May your home be blessed and your heart filled by the beauty and spirit of this inspiring time of year.
Thank you for turning to us in times of loss and sorrow.

McArthur Bros. & MacNeil
FUNERAL HOME & CHAPEL
Serving Cornwall & Area Since 1859
a division of PARKER
Cornwall

All The Best!

May good times come naturally this season.

G. & J. Yelle Inc.
Material Handling Equipment & Ventilation
2068 County Rd. 12, Crysler, Ontario, K0A 1R0
613-987-5336 • Fax 613-987-5787 • Cell. 613-223-4836

WISHING YOU THE
Happiest of Holidays



You've helped make this past year everything we wished it would be. Thank you for your generous support.

from Glen & Heather Whitteker and the staff at:

Whitteker Meat Market Ltd.
Williamsburg 613-535-2310

Merry Christmas to All!

Here's hoping your season is brimming with joy!
Happy Holidays and thanks for your business.

Ivan, Darlene and staff

PETERSEN CUSTOM FARMING

6633 Dalmeny Road, Osgoode
613-826-3224
Cell: 613-229-0708
ivan.petersen@xplornet.ca



Winchester Chiropractic Centre

Dr. Dieter Hardtke, D.C.
Alyssa Gregory, RMT

569 Main Street West
Winchester, ON
K0C 2K0
613-774-3944

MERRY CHRISTMAS

We wish you all a very healthy and happy holiday season

Press Staff

Holiday Recipe Collection



Press staffers have sifted through their recipes to share some of their favourites with readers.

Coconut Cream Pie

Submitted by Sandy Casselman, reporter

1 ½ cups half-and-half
1 ½ cups coconut milk
2 eggs
¾ cup sugar
⅓ cup corn starch
¼ tsp salt
1 cup flaked coconut
1 tsp coconut (or vanilla) extract
1 homemade pie shell

TOPPING:
1 small carton whipping cream
powdered sugar to taste
1 tsp coconut extract

Combine half-and-half, coconut milk, eggs, sugar, cornstarch and salt in a pot and bring to a boil over low heat – stirring constantly.
After roughly 15-20 minutes, mixture should have the consistency of pudding. Remove from heat. Stir in ¾ cup of the coconut and the coconut (or vanilla) extract. Pour into pie shell and chill for two to four hours, or until firm.

TOPPING: Whip together topping ingredients with electric beaters. Pour topping on cooled pie and add remaining coconut.

Monster Cookies

Submitted by Nancy Torrance, graphic designer

This huge recipe makes 11 dozen cookies perfect for children to make up as gifts for friends or relatives for gifts. Definitely not for dieters!

Mix in this order:
1 cup Smarties (red and green for Christmas)
1 package chocolate chips
½ cup margarine
1 ½ cups peanut butter
3 cups brown sugar
2 cups white sugar
6 eggs
1 tsp salt
2 tsp baking soda

Blend well, then stir in:
9 cups oatmeal

Roll into balls (1 ¼ to 1 ½ inches in diameter, bigger if you want super size cookies) and leave space between them on cookie sheets and flatten slightly. Bake at 350 degrees F for eight to 10 minutes. Cool slightly before removing to rack to cool completely.

Blue Cheese Cheeseball

Submitted by Janet LaPierre, production manager

¼ cup blue cheese, crumbled
1 brick cream cheese, softened
½ pound sharp cheddar cheese, shredded
1 small onion finely chopped
2 tsp Worchestershire sauce
¾ cup walnuts, chopped

Put all your ingredients, except for the nuts, in a food processor. Mix until fluffy. Divide into two even balls. Roll in chopped nuts. Refrigerate for one hour before serving.

Hot Buffalo Chicken Dip

Submitted by Linda Johnston, graphic designer

1 pkg. cream cheese
½ cup Franks Red Hot Sauce
½ cup ranch dressing
½ cup blue cheese*
2 ½ cups shredded chicken

Heat oven to 350 degrees F.
Mix everything together.
Bake 20 minutes or until heated through.
Serve with bread or crackers

*Cheddar can be substituted, if desired

Light and Fruity Pie

Submitted by Marlene Harper, administrative assistant

1 pkg (3 oz) Jello (flavour of choice according to fruit)
⅔ cup boiling water
2 cups ice cubes
3 ½ cups Cool Whip
Fresh or frozen fruit (chopped)
Graham cracker Ready Crust

Dissolve Jello completely in boiling water stirring three minutes. Add ice cubes and stir constantly until thick. Remove unmelted cubes. Using wire whisk, blend in whipped topping then whip until smooth. Fold in fruit. Spoon into crust and garnish with whole fruit. Chill two hours or freeze. If frozen just remove from freezer for about 15-30 minutes before serving.

Note: Choose fruit that freezes well (ie: strawberries and raspberries).

Merry Christmas

Thank You
for Choosing Us!
With warm wishes to all of you and your families from all of us.

WE CAN CONTRACTING
EASTERN ONTARIO AUTHORIZED DEALER FOR WINKLER STRUCTURES
WINKLER STRUCTURES
Joey van Koppen
Office 613-543-4159
Cell 613-551-2843
Email: jcvankoppen@gmail.com



Merry Christmas

As we wrap up yet another year, we'd like to acknowledge all the individuals – customers, neighbours, associates and friends, who have made doing business here such a pleasure for us.

Please accept our sincere thanks and best wishes for a healthy and happy holiday season.

We look forward to seeing you again in the New Year.

From our entire staff

Celebrating 60 Years

Hwy. 43, Winchester
613-774-2887

Hwy. 29, Brockville
613-342-0668

WEAGANT FARM SUPPLIES LTD.
www.weagantfarm.com

Season's Greetings

Best wishes for a happy holiday season from all of us



BGM AUTOBODY
RV REPAIR & PAINT SERVICES
THE COMPLETE AUTO & RV REPAIR FACILITY
• Insurance related automotive and RV repairs
• Fleet paint specialist
• Automotive accessories
Brian Maloney
NOW TWO LOCATIONS TO SERVE YOU BETTER!
7944 Bank St., Metcalfe
613-821-3345
2909 County Rd. 7, Chesterville
613-448-3345
Toll Free 1-877-337-1444
info@bgmautobody.com www.bgmautobody.com

Press Staff

Holiday Recipe Collection



Here's a selection of our holiday favourites that will hopefully become your favourites, too.

Inside-out Peanut Butter Cup cookies

Submitted by Matthew Uhrig, editor

2 cups peanut butter (or cashew butter or almond butter)
1 ½ cups palm sugar (or two cups granulated sugar)
2 eggs
2 tsp baking soda
1 pinch salt
1 tsp vanilla extract
½ cup (or more) chocolate chips (or caramel chips, or chopped nuts)

1. Preheat oven to 350 degrees F. Grease mini muffin tins.
2. In a medium bowl, stir peanut butter and sugar together until smooth. Beat in the eggs, one at a time, then stir in the baking soda, salt, and vanilla. Roll dough into one-inch balls and place them into mini cupcake pans. Using a wine cork, press a well into each cookie and fill with chocolate chips (TIP: overfill the cups as chocolate will settle and shrink as it melts).
3. Bake for 8 to 10 minutes in the preheated oven. Allow cookies to cool in pan for 5 to 10 minutes before removing to a wire rack to cool completely.

Cheese Ball

Submitted by Janet LaPierre, production manager

1 brick room temperature cream cheese,
1 tsp worcestershire sauce,
½ tsp lemon juice,
1 tsp onion flakes,
¼ tsp cayenne pepper (or to taste),
2 Tbsp chopped green pepper,
2 Tbsp chopped green onion,
1 cup grated old cheddar cheese,
1 pinch salt,
½ cup chopped nuts.
1 box of crackers of choice.

Place cream cheese in a medium sized bowl. Add worcestershire sauce and lemon juice. I like to add those first since it makes it easier to mix up the cream cheese with the rest, add salt, onion flakes and cayenne pepper. Mix well, Add green pepper and green onions. Mix well then incorporate the grated cheese. Form the mixture into a ball and roll in a crunchy cereal or chopped nuts. Refrigerate it for at least an hour to let it set. Serve with crackers, crisps, or baguettes.

Salmon Dip

Submitted by Donna Rushford, co-publisher and advertising manager

Easy to prepare and delicious.
½ cup sour cream
1 - 8 oz. package of cream cheese (cream cheese needs to be at room temperature so it is easy to mix with other ingredients)
1 Tbsp fresh dill
1 Tbsp lemon juice
Salt and pepper to taste
1 Tbsp horseradish
Small package of smoked salmon – shredded

Mix all of above
Sprinkle dill over the top
Chill and serve with crackers

Grinch Cookies

Submitted by Matthew Uhrig, editor

1 pouch (1 lb 1.5 oz) sugar cookie mix
½ cup butter, softened
½ tsp mint extract
6-8 drops green food color
1 egg
1 cup Andes Mints cut into thirds
1 cup semisweet chocolate chips

Heat oven to 350 degrees F. In large bowl, stir cookie mix, butter, extract, food color and egg until soft dough forms. Stir in mints and chips. Using small cookie scoop or teaspoon, drop dough two inches apart on ungreased cookie sheet. Bake eight to 10 minutes or until set. Cool three minutes; remove from cookie sheet to wire rack.

Roast Turkey Cuban Sandwiches

Submitted by Nancy Torrance, graphic designer

These are in big demand the day after Christmas:

1 bun (sliced in half)
1 tablespoon mayonnaise
1 teaspoon dijon mustard
1 tablespoon cranberry sauce
2 slices roast turkey
2 slices swiss cheese
2 slices thin-sliced ham
2 slices dill pickle (optional)

Instructions:
1. Assemble the sandwich and brush the outside with a bit of oil.
2. Grill the sandwich until golden brown on both sides, about one to two minutes per side.



All our best to all of you at Christmas and in the New Year

Advanced grain handling systems

Advanced Grain Handling Systems
4124 County Road 16, P.O. Box 40
BRINSTON, ON, K0E 1C0
Peter Patenaude, *General Manager*
613-652-1010 ext. 222
www.aghs.ca

All The Best...



...You deserve it!

We really appreciate your business.

FRANCIS FUELS
WINCHESTER SERVICE CENTRE
Family Owned and Operated
County Road 38, Winchester
613-774-0902



Greetings of the Season

There may be a chill in the air, but our hearts are warmed by thoughts of our many good friends and neighbours at this special time of year.

CEDARVIEW
Builders Supply Ltd.
Gladstone Street, Winchester
613-774-2416
Gordon Cowell • Bruce Cowell

Merry Christmas & Happy New Year



B&B SMALL ENGINES

Thank you for the gift of your support over the past year. We wish you peace and prosperity in the New Year ahead.
Carl Berends and Sue Blaine
10510 Loughlin Ridge Rd., Mountain 613-258-8913

Press Staff

Holiday Recipe Collection

From our kitchens to yours



Butter Tarts

Submitted by Elan Slack, advertising sales

These are so buttery and melt in your mouth. Enjoy!

PIE CRUST
2½ cups flour
1 tsp salt
1 cup cold butter - cut in cubes
½ cup cold water

Place all ingredients in a mixer bowl. Mix until it forms a ball. Wrap with plastic wrap and let sit in fridge for about 1/2 hour.

FILLING
⅓ cup butter or margarine
1 cup brown sugar
1 large egg
2 Tbsp cream
1 tsp vanilla
½ cup raisins or chopped nuts

Melt butter or margarine, place in mixer bowl. Add vanilla, egg, cream and brown sugar, mix well. Add raisins and/or nuts.

Cut dough in half and roll out on very lightly floured surface - be careful not to handle too much as you don't want the butter to melt. If it is too warm in the house put the other half back in the fridge until ready to use.Using a 2-3" round cookie cutter or jar or large glass, cut circles in the dough large enough to fit into your muffin tin. When placing the dough in cup make a fold or crimp one edge to make it easer to fit. Fill filling into tart shells. Bake in a 375 degree F oven for 15-18 minutes or until the tarts are beautifully browned. Makes 12.

Caramel Candy

Submitted by Connie Hart, office manager

½ pound butter
4 Tbsp corn syrup
1 can sweetened condensed milk
2 ¼ cups brown sugar

Mix and bring to boil. Turn to low and cook 25 minutes stirring constantly. Will be thick and brown. Pour onto greased cookie sheet. Cool and cut. Makes 2 ¾ pounds.

Essie's Cookies

Submitted by Sharon Holmes, administrative assistant

4 eggs
1 cup white sugar
1 cup brown sugar
1 cup butter
1 cup molasses
1 small container mixed peel
Nuts
1 pound raisins
½ cup gumdrops
½ cup apple sauce
Cinnamon, nutmeg, vanilla to taste
Dash of salt
3 ½ tsp baking powder
1 tsp baking soda
½ can Carnation milk
½ cup milk
About 4 cups flour

Mix together ingredients.
Bake at 350 degrees F for 10 minutes.

Crab Mousse

Submitted by Donna Rushford, co-publisher and advertising manager

An elegant hors d'oeuvre made in a four-cup mould or two smaller bowls.

1 – 10 oz. can cream of mushroom soup
1 - 6 oz. package of cream cheese
1 envelope gelatin
¼ cup cold water
½ cup finely chopped celery
½ cup finely chopped green onions
1 cup mayonnaise
1 – 5 oz. tin crabmeat
¼ tsp. of curry powder

Heat mushroom soup and cream of cheese, stirring until smooth. Add gelatin to cold water and soften five minutes. Add gelatin mixture to soup mixture. Add celery, onion, mayonnaise, crabmeat and curry powder, mixing well. Pour into your mould or bowls. Chill overnight. Serve with crackers.

Candy Cane Cheesecake

Submitted by Linda Johnston, graphic designer

1 ½ cups chocolate cookie crumbs (Oreo)
¼ cup white sugar
¼ cup butter (melted)
1 (8 oz.) pkg. cream cheese, softened
1 (14 oz.) can sweetened condensed milk
2 cups whipping cream or Cool Whip
1 cup peppermint candy canes, crushed (can use blender)
Optional: 1 tsp peppermint flavouring (if stronger flavour is desired)
A drop or two of red food colouring

Mix first three ingredients and press into 9-inch spring form pan, covering bottom and half way up the sides with the crumbs. Whip cream and set aside. Beat cream cheese until smooth. Add sweetened condensed milk, crushed candy canes, and food colouring. Fold in whipped cream with spatula. Pour into pan. Sprinkle top with coarsely crushed candy canes or drizzle with chocolate topping. Freeze at once and serve frozen. Will keep for weeks covered in the freezer. Very rich so cut into small pieces.

Glad Tidings Are On The Way!

North, south, east or west... We're sending you our very best,
Because one thing that we know is true, we wouldn't be here without friends like you!
Merry Christmas and many thanks from all of us.

North Pole

Kirk Allison
1 Main Street
Winchester Springs
Fax: 613-774-5555
Res. 613-774-2847
613-774-3323
or 613-774-2925
Toll Free: 800-267-8336

FEED & FARM Allison's DEPOT



Merry Christmas

Glad tidings to you and your kin
this holiday season.
Thanks for your business.

K B W PLUMBING

Brian Williams
613-774-3200
494 SESAME ST., WINCHESTER

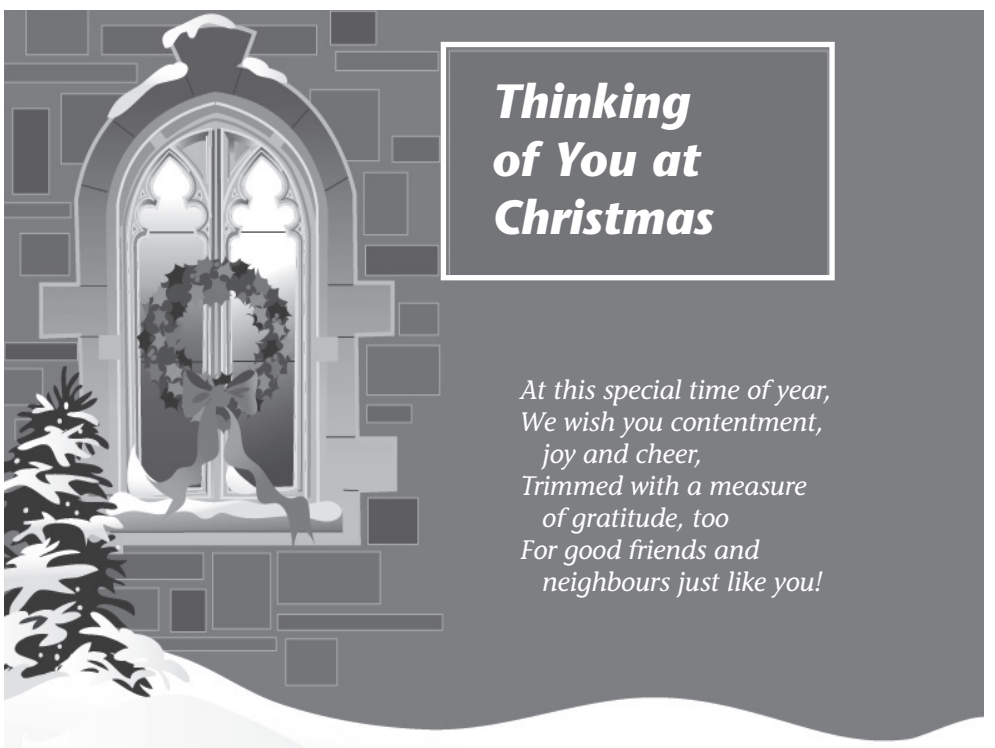

Thinking of You at Christmas

At this special time of year,
We wish you contentment,
joy and cheer,
Trimmed with a measure
of gratitude, too
For good friends and
neighbours just like you!

From the Management and Staff of

RONA
KEMPTVILLE BUILDING CENTRE
2540 County Rd. 43 West
Kemptville, ON, K0G 1JO
613-258-6000

kemptville interiors
your space–your style
2540 County Rd. 43 West
Kemptville, ON, K0G 1JO
613-258-9333



The many aboard Rural Family Connection's float kept warm and cozy under a quilt.



Osgoode Ward Councillor Doug Thompson waved to the crowd.

Metcalfe celebrates the season

With Christmas songs trumpeting throughout, the Metcalfe Santa Claus Parade and Food Drive had crowds of people lining Victoria Street hopping and bopping with seasonal cheer earlier this month. Children, with bags at the ready, eagerly retrieved candy thrown from the colourfully decorated floats.

Press Photos – Casselman



The Royal Canadian Army Cadets walked Metcalfe's parade route.



Guided by Rudolph, Allan Johnston Repair and Sales' float made its way along Victoria Street.



Above and below: *Members of the Metcalfe Community Association's float tossed candy to the crowd.*





DAN R EQUIPMENT
755 COUNTY RD. 9, PLANTAGENT, ONT.
1-888-755-3267 • 613-673-5129
dan@danr.ca

MASSEY FERGUSON®
www.danr.ca

DAN R WINCHESTER
2301 HIGHWAY 31, WINCHESTER, ONT.
613-774-1616 • 1-888-281-3267
dan@danr.ca

With Our Thanks For Your Patronage



As we prepare to deck the halls, we'd like to display our appreciation for all the people who have helped make this past year a successful one for us, and wish you all a very Merry Christmas and a Happy NewYear.

Guy Fuels & Propane

12041 Dawley Dr., P.O. Box 347
Winchester, Ontario, K0C 2K0
613-774-2655 • Fax 613-774-1465

www.guyfuelsandpropane.com

Believe IN THE Magic



The Winchester Press

is proud to present children's drawings, poems, stories, and letters to Santa, submitted by local schools.



Christmas tree

Ah Christmas is a time for giving! Oh hi, my name is Logan and I'm here to make sure people have a fun Christmas. First, put up the tree. Second, put up the lights. Third, let your kids put up the garland. Fourth, put on Christmas music. Fifth, put up the angel. And last, put out the cookies for Santa. Thanks for reading.

Logan McCoeye
Grade 5
Winchester Public School



Ryan Wilson, Grade 1, Winchester Public School



Julia Zollinger, Grade 2, Winchester Public School



Madison MacIntosh, Grade 5, Winchester Public School

Winchester Public School



Madison Hart, Grade 6, Winchester Public School



MERRY CHRISTMAS
AND HAPPY NEW YEAR!

With best wishes and gratitude to all of those who have made doing business here such a pleasure for all of us!

SKUCE REPAIRS
4384 9th Line Road, Winchester
613-774-5612

Merry Christmas & Many Thanks

WINCHESTER LICENCE OFFICE
Health Cards • Passport Photos
12028 Dawley Drive
Monday-Wednesday & Friday 8:30 am-5 pm; Thursday 8:30 am-7 pm; Saturday 9 am-1 pm

To Our Valued Customers At The Holiday Season

The thing we value most about our business is the chance to meet people like you!
Thanks for your patronage over the past 28 years.
Merry Christmas and much happiness to you this holiday season.
– Garry, Linda and Staff

GARRY Munro PLUMBING & HEATING
Chesterville
613-448-3659



Peace On Earth...
Goodwill Towards All Mankind...
...And many thanks for your business and goodwill this past year!

With warmest wishes to all our customers and their families this holiday season.

Upper Canada Veterinary Services
Dr. William Armstrong • Dr. Michele Dutnall
613-774-6386
Cell: 613-227-5590 • 613-227-4555
Box 488, 12006 Cty. Rd. 3
Winchester, Ontario, K0C 2K0



RING IN THE SEASON

Ring in peace and joy and love
Ring in blessings from the Lord above
Ring in hope and ring in cheer
Ring in our best wishes for a joyous year!
Merry Christmas and many thanks

MOREWOOD KITCHENS
DANIELLE & REJ
POMAINVILLE
13650 Cty. Rd. 13 Morewood
613-448-2739 • 1-800-426-4087
CUSTOM DESIGNED CABINETS



Reise Marriner, Grade 5, Winchester Public School



Cami Potvin, Grade 6, Winchester Public School



Aaron Skuce, Winchester Public School



Lauren van Ianen, Grade 2, Winchester Public School

Winchester Public School



Julia Taylor, Grade 1, Winchester Public School



Maddi Crober, Grade 6, Winchester Public School

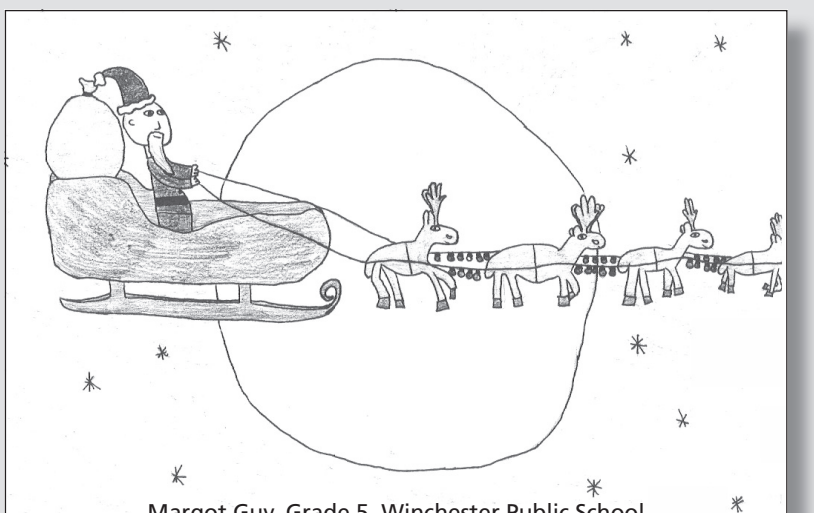

Margot Guy, Grade 5, Winchester Public School

Winter

Look outside, what a sight,
It's winter's wonderful delight.
Watch the snow,
Watch it blow.
Wearing a hat,
Wiping your boots on the mat.
Winter – well it's all that.

Katie Lefebvre
Grade 5
Winchester Public School

Merry Christmas
&
Happy New Year

VAN BRIDGER DESIGN
graphic + web design
613.774.4926
vanbridgerdesign@bell.net

In This Season Of Song...

We'd like to add a full measure of cheer plus a hearty chorus of thanks to you, our customers for making this year a noteworthy one for us. Noel!

LINDA'S
SEWING SHOP
504 Main Street, Winchester
613-774-6260

Merry Christmas from all of us at
WUBS TRANSIT
WUBS...With Us Better Service!
613-223-3241 | 613-774-6618
613-774-1618 fax
charter@wubs.ca
www.wubs.ca
12024 Dawley Drive, Box 630
Winchester, ON K0C 2K0

merry christmas
to our many customers and friends
and many thanks for your support
KOR Repairs Inc.
Kees van Winden
Ralph Oschmann
12642 Hwy. 43, Winchester
613-448-2546

Winter Wonderland

The ground is glistening with snow.
Everything is white.
Make snowmen in the day
and angels in the night.
Go skating on ice
and dive in the light.

Kate
Grade 3
Winchester Public School



Addison Simpson, Grade 1, Winchester Public School



Kaiden West, Grade 1,
Winchester Public School



Coby Van Bridger, Grade 4, Winchester Public School

Winchester Public School

The night before Chirstmas

It was the night before Chirstmas. I yelled Mom, Dad. It is time to put out the cookies, milk for Santa and nine carrots for his reindeer. Dad said then crawl into bed like your brother and sister. Ok I said to him. That morning I woke up at 3 am. My mom said to go back to bed and wake me up at 6. So I waited 3 hours. When it was time to wake up my parents, we woke up my sister and brother.

Alexis Sharpley, Grade 5
Winchester Public School



We wish all our friends and neighbours health, happiness and prosperity.
Thank you for your business.

Winchester Grain Elevator
Division of Parrish & Heimbecker Limited
Winchester 613-774-2720



Dale Stewart & Sons
CUSTOM WORK AND EQUIPMENT RENTALS
• Manure Spreading
• Snow Removal
• Dump Truck and Hi Hoe available
613-989-5232
Cell.: **613-292-7742**



Merry Christmas
And Happy New Year!
Thank you for choosing us this year.

Stewart's Automotive
Chris Stewart
10700 Sandy Row
South Mountain
613-989-5232

Seasons Greetings
Wishing our customers the very best for the holiday season.
From your friends at BMO Bank of Montreal Winchester Branch.

BMO Bank of Montreal

® Registered trademark of Bank of Montreal.



Happy Holidays
It may be cold outside but we have only the warmest of Christmas wishes for you.

Dr. Patrick Lau
Optometrist

Winchester Optometry
504 Main Street West, Winchester, ON, K0C 2K0
613-774-1470 Fax 613-774-1472



Beth Wopat, Grade 6,
Winchester Public School



Ashley Wasylko-Fletcher, Grade 5, Winchester Public School



Anna Mueller, Grade 2, Winchester Public School



Shealyn Elliott, Grade 2, Winchester Public School

Winchester Public School



Braeden Canning, Grade 4,
Winchester Public School



Clayton Scebenski, Grade 4, Winchester Public School



Brandon Toll, Grade 6, Winchester Public School

Winter

In the winter the ground is white.
But some people get frost bite.
There are snowflakes in the sky.
Watch the wind make them fly.
I'm going sledding from up high.
It feels like I'm flying in the sky.

Alia McNaughton
Grade 4
Winchester Public School

HAPPY **HOLLY** DAYS!

As another year comes to a close, we want to let you know how very much we enjoyed serving you, and wish you all a very joyous and wonderful holiday season.

Harvex
Harvex Agromart Inc.

Oxford Station, Ontario
613-258-3445
1-888-342-7839

Crysler, Ontario
613-987-5243
1-877-376-3378

KEEP YOUR TREE FIRE FREE

Keep all candles away from the Christmas tree.

Make sure the base of the tree is immersed in water at all times.

Fire Marshals Public Fire Safety Council

Merry Christmas

Best wishes for the happiest of holiday seasons to all of our friends and neighbours

Kevin Barkley
Carpentry Services Ltd.
R.R.#1, Inkerman, ON

RR#1, Inkerman
613-989-3637
Cell. 613-913-5358

NORTH DUNDAS FIRE SERVICES

Season's Greetings
from the
North Dundas Fire Services



Michael Schell, Grade 6,
St. Mary Catholic School



Cadence Millette, Grade 3, St. Mary Catholic School



Mercedes McNulty-Deane, SK, St. Mary Catholic School



Owen, Grade 1, St. Mary Catholic School

St. Mary Catholic School, Chesterville



Zander, Grade 2,
St. Mary Catholic School



Have Yourself a Merry Little Christmas

May your heart be light, and your troubles few at this festive time of year.

JED EXPRESS LTD.
Ed Duncan
11060 County Rd. 3
South Mountain
613-989-2838
JED WEST

All Signs Point To A Great Season!



North, south, east or west ...
We're sending you our very best
Plus tidings of joy and peace and cheer
And the hope that we see you all next year!

Merry Christmas, everyone!

TRP READY MIX LTD.
A.L. BLAIR CONSTRUCTION LTD.
Main Office, Moose Creek 613-538-2271

With Wishes Warm & Bright

Merry Christmas and many thanks for your loyal support this year!

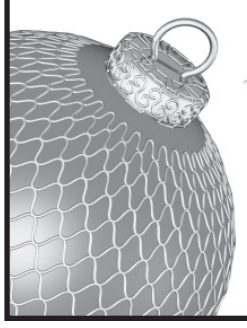



KrisAlis Inc.
Auto, Home Glass & Renovation Specialists

Winchester: 613-774-6854
12054 Main St. W.
Winchester, ON, K0C 2K0
Fax: 613-774-6855

Kemptville: 613-258-5222
P.O. Box 1359, 216 Van Buren St.
Kemptville, ON, K0G 1J0
Fax: 613-258-9984

1-888-891-2886 • www.krisalis.com



Deck THE HALLS

This note is trimmed with best wishes, and our gratitude too,
plus a string of glad tidings to each one of you!
Happy Holidays!

D&J MOTORS LTD.
12021 Dawley Drive
Winchester 613-774-2703
www.djmotorsltd.com

ACDelco UCDA ONTARIO DRIVE CLEAN ONTARIO DRIVE CLEAN GOODYEAR

Season's Greetings

TRI-PRO
TRI-COUNTY PROTEIN CORP.

613-774-0141 Fax: 613-774-2013
Email: tricounty@bellnet.ca www.tripro.ca



Grace Hynes, Grade 3,
St. Mary Catholic School



Caleb Thompson, Grade 3, St. Mary Catholic School



Emma, Grade 6, St. Mary Catholic School

The Dog Who Saved Christmas

One day in a village called Christmas Town there was a family – a happy family with one lovely labradoodle named Perseus. It was Christmas Eve. His family was getting ready for Christmas but there was one problem. No one in Christmas Town had presents! Perseus had to get to the bottom of this. He went out to get his buddies Storm and Murphy. They decided to go to Santa's Village. It was the right place. THE ELVES TOOK THE PRESENTS! They kindly asked them for the presents and they gave them back. Now every person in Christmas Town had presents and had a lovely Christmas. Now Perseus is known as the dog that saved Christmas!

Olivia Pereira, Grade 3/4, St. Mary Catholic School

❄

St. Mary
Catholic School,
Chesterville

❄

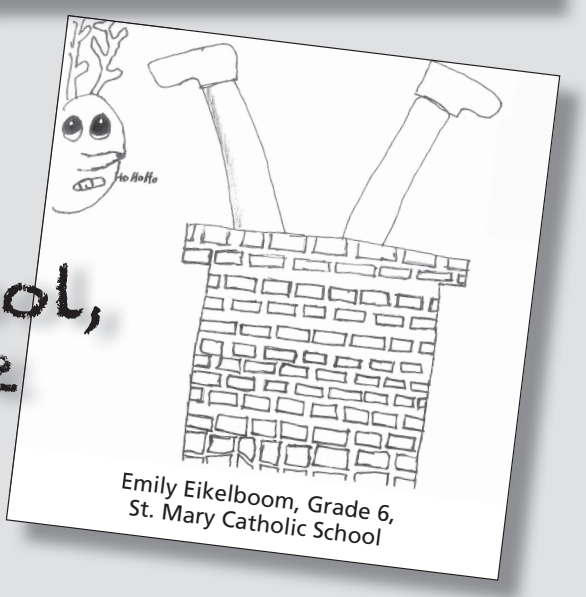

Emily Eikelboom, Grade 6,
St. Mary Catholic School



Jacob Verspeek, Grade 5, St. Mary Catholic School

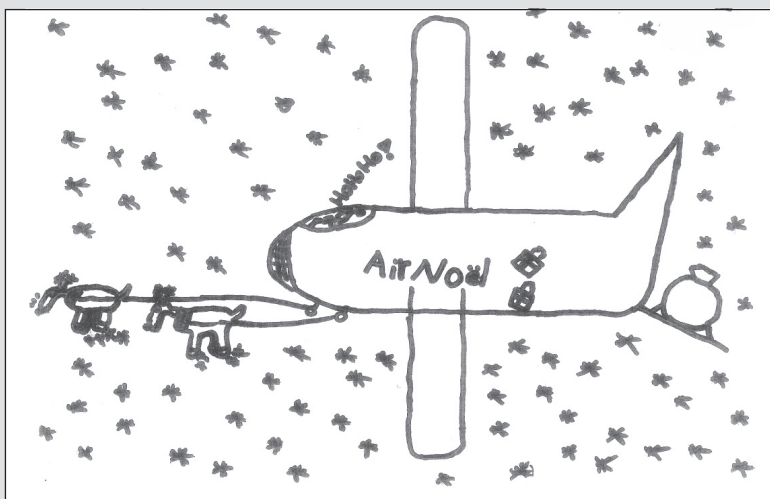

Thomas Buckle, Grade 6, St. Mary Catholic School



Megan, Grade 6,
St. Mary Catholic School



Best Wishes
All Round

Here's hoping it's a beautiful season for you and your family. We feel privileged to have your support and honoured by your friendship.
Merry Christmas!

ANDRE MENARD & SONS
GRAIN ELEVATORS
12650 Ormond Rd., Winchester
(Marionville)
613-774-4246







Abigail, Grade 2, Metcalfe Public School



Bronwyn, Grade 2, Metcalfe Public School


Shelby, Metcalfe Public School



Riley, Grade 3, Metcalfe Public School

Metcalfe Public School


Caitlyn, Age 5, Metcalfe Public School

...Tis the Season to be Thankful

We sincerely value your business and wish you all a Merry Christmas and a Happy New Year.

Fife Agricultural Services Ltd.

14740 County Rd. 43, RR#1, Finch
613-984-2059 • 1-888-557-FIFE

Merry Christmas and Happy New Year

Wishing a season merry and bright to all our patrons

RITCHIE Feed & Seed Inc. Est. 1927

WINCHESTER
St. Lawrence St. • 613-774-3538

DIXONS CORNERS
613-652-4875 • 1-800-267-8142

OTTAWA
1390 Windmill Lane
613-741-4430 • 1-800-267-1922

STITTSVILLE
Carp Rd. • 613-836-6880

BROCKVILLE
3043 Cty. Rd. 29 • 613-341-9343

Merry Christmas & Happy New Year

Hawley's Corners Gift Shop
Gifts and Accessories for All Occasions
8177 Victoria Street, Metcalfe
613-821-1332

December Hours:
Open every day till Christmas, open late Thursday & Friday evenings



May you and your family be blessed with the gifts of health, happiness and harmony this Christmas and beyond.

It's been a pleasure knowing you and we look forward to serving you again next year.

Terry's Restoration Shop
RR3, Mountain
613-989-2773

Sandy's Restoration Shop
3142 Brinston Road
613-989-1764

May the good times of the present become the golden memories of the future.
We wish you love, joy and happiness at Christmas time and always.

ROBINSON CUSTOM HOMES

ENERGY STAR PARTICIPANT

3260 Wallace Rd., South Mountain
613-989-2894
www.robinsoncustomhomes.ws



Jacob, Grade 2,
Metcalfe Public School



Sophie, Age 5, Metcalfe Public School



Danica, Grade 3, Metcalfe Public School



Meaghan, Grade 3, Metcalfe Public School

Metcalfe Public School



Winter means skating on my lake.

Cianna Narraway, Grade 2,
Metcalfe Public School



Katrina, SK, Metcalfe Public School



Russell, Grade 3, Metcalfe Public School



Ryan Parent, Grade 2, Metcalfe Public School

A Sleigh Full of Thanks!



We're loading up the sleigh to wish you all a great holiday! Hope it delivers lots of joy and happiness.

TOPLINE TRAILER
& EQUIPMENT SALES
DIVISION OF WEAGANT FARM SUPPLIES LIMITED
1226 County Rd. 31, north of Winchester
613-774-0992
www.toplinetrailers.com

MERRY CHRISTMAS



From All of Us to All of You,
Best Wishes for a Happy, Healthy Holiday Season

St Lawrence Chiropractic Clinic

520 St. Lawrence Street, Winchester
613-774-BACK (2225)
www.stlawrencechiro.ca



With heartfelt thanks and best wishes at this special time of year.

A.B. Greenhouse
E. & A. Brunner
13625 County Road 9
RR#3, Chesterville
613-448-2428



LETTERS TO SANTA

The Winchester Press is proud to present some of the letters we have received from our area children, sharing with us their hopes and dreams for Christmas and what presents they would like from Santa.

Dear Santa

How are you? How are your reindeer? I hope your worm in the Northpole. I love making snowmen in the winter. Your awesome and so are your reindeer. I don't now if I am good or not. But if I am can I please have a Ever After High doll. I love you santa. Your the best. I hope I'm good.

Madison
Grade 3
Winchester Public School

Dear Santa

How are you at the North Pole? What is it like living in the North Pole? I'v been a very good boy. This year I'd like two sets of goley gear and you can pick the sets of goley gear. I hope you have a very good Christmas. You can give me all the other presents you whant to give me. I love Santa.

Caden
Grade 3
Winchester Public School

Dear Santa

Hello, how are you doing? Are you making gingerbread men this year? Santa if you are making gingerbread men this year you need to make sure that you have ginger. This year I want you to give my presents to kids that don't get gifts. Have a Merry Christmas!

Emma McRostie
Grade 4
Winchester Public School

Dear Santa

I can not wait for you to come. This year I want a Flutterby Fairy.

Morganne St-Marseille
Grade 2
Winchester Public School

Dear Santa

How have you been? How are your reindeer? How are the elves? May I have Hot wels tracs. Thank you santa. Fly safe santa clas.

Wyatt
Grade 3
Winchester Public School

Dear Santa

How are you? Are your reindeers good and healthy? I've been watching the dates to see when Christmas is coming. I hope I will get Stompeez for Christmas. There is a lot of things I want and I can't wait until you get here.

Chloee
Grade 3
Winchester Public School

Dear Santa

Hi I hope you and all of your reindeer are ok in the north pole. I am so excited for christmas. My teacher has been telling us wen you are comming. Drive safely. I cant wate.

Regan
Grade 3
Winchester Public School

Dear Santa

How are you santa claus? Is rudolph still lead the way every Chirstmas eve. Santa claus am I good every year for chirstmas. I think you are going this year to W.P.S. I love you Santa.

Maddux
Grade 3
Winchester Public School

Dear Santa

For Christmas I would like for my family to have the best Christmas. Instead of Christmas presint's can you do that please and thank you so much if you can. Can you do that please. Can you please.

Carissa Howick
Grade 3
Winchester Public School

Dear Santa

Have you had a good time in the north pole. For christmas I rely wan't an I pad and my own laptop. We have cookies for you and we have milk too. You so cool.

Shannon, Grade 3, Winchester Public School

Letters to Santa are as submitted.

Seasons Greetings from the Staff at

s.a. Hicks Insurance Brokers Ltd.

Metcalfe
2666 8th Line Rd., P.O. Box 52
Metcalfe, ON K0A 2P0
613-821-2155

Morrisburg
147 Main St., Unit 5, P.O. Box 605
Morrisburg, ON K0C 1X0
613-543-3069

LETTERS TO SANTA

Dear Rudolph

I love when you come to my house every year because it makes me happy. I like your red nose because it is one of a kind. I love when you guide Santa sleigh. I hope no one makes fun of you because I will never do that to you. You are the cutest and nicest raindear of all. I love you Rudolph. Merry Christmas.

Brooklyn Racicot
Winchester Public School

Dear Santa

How are you in the North Pole? How are your reindeer, are they big or small? How many cookies do you eat in one night? I've been really good for all my teachers. I haven't made my list, but I will.
Thanks.
I will see you soon.

Sebastien Lafrance
Age 8
Winchester Public School

Dear Santa

How are you? I have been a very good boy this year. I would like to ask you to bring me a remote control car for Christmas. I hope you have some room in your sleigh for it. I hope you have a safe trip.

Sasha
Grade 3
Winchester Public School

Dear Santa

How are you doing in the North Pole? How many presents can one elf make in one day? What is your favourite tipe of cookie? Santa for christmas I would like a 3DS XL and three games. I hope you have a good flit on christmas eve.

A.R.
Winchester Public School

Dear Rudolph

How are you? Hope you're ready for your flight 27 days away. I really like how your nose glows. I'll leave carrots or apples for you on Christmas Eve. Please don't leave any droppings on my lawn.

Emma Acres
Grade 4
Winchester Public School

Dear Santa

How are you? How are the reindeer? I hope they don't have a cold. I want a harmonica for Christmas please. I hope you have a great christmas.

Mason Link
Winchester Public School

Dear Santa

How are you? How are your reindeer? May I please have an Ipad or Spy Gear. I have been really really good. For my second math test I got a fifteen out of eighteen. I hope you don't crash on Christmas eve!

Halley Hodge
Grade 3
Winchester Public School

Dear Santa

Hi Santa. How are you doing. I would like a ipod and a desxl. And I rely rely would love to have a ipad. I love crasmis.

Cameron
Grade 3
Winchester Public School

Letters to Santa are as submitted.



Season's Greetings
from
PRINGLE'S HEATING
Our business will 'soot' you
JON & TANYA PRINGLE
pringlesheating@hotmail.com • WINCHESTER • 613-774-1306

'Tis the Season
Doug & Pam French
4334 Hwy. 31, Williamsburg 613-543-3642
greentriangledesign@bell.net

To wish you all a
Merry Christmas
GREEN TRIANGLE FARM & DESIGN

Catch the Spirit!



May your spirits
be refreshed and
your faith renewed,
as together
we celebrate
the miracle of
Christmas.

Winchester
Autopro
County Rd. 43
just off County Rd. 31
Winchester
613-774-3189

An Ode to all of Santa's Reindeer

Rudolph, I love your red nose.
Dasher, I love how you dash.
Dancer, I love how you fly.
Prancer, I love how you respect others.
Vixen, I love how you listen to Santa.
Comet, I love how you look.
Cupid, I love your magic.
Donder, I love how you jump.
Blitzen, I love how you work hard.
Santa, I love how you work hard and you give out presents!

Taylor Brennan
Grade 3
Nationview Public School



Aidan Firlotte, Grade 3/4, Nationview Public School



Nate Thompson, Grade 2, Nationview Public School



Andrea, Grade 2, Nationview Public School

Nationview Public School

Ode to Mrs. Santa Claus

Mrs. Santa Claus, you are so nice to Santa.
You bake him Christmas cookies.
He must love you a lot.
Do you help him with some stuff?
If you do, is it fun?
Bye.

Trinity Oosterhof
Grade 3
Nationview Public School

With Thanks for Your Business at the Holidays

We're rounding up our best wishes to thank you for being such good neighbors and friends to us.
A very Merry Christmas and Happy New Year to all!

QUINTAN PRODUCTS INC.
P.O. Box 690, Winchester
613-774-3320



With Tidings of Peace & Joy

Anything is possible in this magical season, just as everything is possible with the help of friends and neighbours.

We wish you and yours a Merry Christmas and a Happy New Year!

SOUTH DUNDAS

Mayor, Council & Staff



RAYMOND KELLY'S GARAGE
557 St. Lawrence St., Winchester 613-774-2009

With joy in our hearts, we extend our warm wishes to you and your family for a very Merry Christmas and a Happy New Year.

We appreciate your continued loyal support.



MARCEL ROBINSON

East-Ont Land Improvement
TILE DRAINAGE CONTRACTOR
Bulldozer • Backhoe • Floating • Grain Hauling
Home 613-984-2541 BERWICK
Fax 613-984-0088

Cherish The Warmth Of The Holiday

With Thanks for your Business

As the holiday approaches, we recall
Many kindnesses, large and small
And for your friendship and your trust
You have the gratitude of all of us,
And to you all who've helped us on our way
We wish a joyous holiday!

- Sales & Service
- Installation of Residential Oil & Natural Gas
- Air Conditioning & Heat Pumps
- Complete Ventilation Design

B SMITH
HEATING & COOLING INC.

Barry Smith

Cell.: 613-577-2550
Res.: 613-448-2550
Fax: 613-448-1383



Megan Thompson, Grade 5, Nationview Public School



Megan Tibben, Grade 5, Nationview Public School



Becca Moquin, Grade 1, Nationview Public School



Lily Constapel, Senior Kindergarten , Nationview Public School

❄

Nationview Public School

❄

An Ode to Snow

You are so white and cold, I love you Snow.
Come on. Let's go! Fall to the ground!
Winter, you ROCK! Snow, you're so beautiful!!!!
HO! HO! HO!

Travis Ouelette
Grade 3
Nationview Public School

An Ode to a Christmas Cookie

Christmas cookie, you're very yummy.
You're sitting on the plate til Santa gobbles you up.
I hope that Santa doesn't devour you because I admire your yummy sprinkles.
Everyone likes the presents, I like the cookies.
See you next year, Christmas Cookie.

Victoria Westervelt
Grade 4
Nationview Public School



Jada Ouellette, Grade 6, Nationview Public School



Taryn Cooper, Grade 5, Nationview Public School

A Very Merry Christmas to You!

Best Wishes for a Happy, Healthy Holiday Season from All of Us

CENTRE AUDITIF Encore HEARING CENTER INC.

Debbie Booth

613-443-2005
983 Notre-Dame, Embrun

Play It Merry!

With a song in our hearts, we'd like to offer a round of applause plus a chorus of 'thanks' to you, our customers, neighbours and friends. Your support means the world to us and we hope you enjoy a truly memorable holiday season.

Gerald Stewart and Family
613-791-5677 • 613-448-3221

Home For The Holidays

Merry Christmas

In this season of peace and goodwill, we would like to extend our gratitude and best wishes, and wish you all a very merry holiday season.

FRANK AULT EXCAVATING LTD.

BRINSTON 613-652-4858



Warren Halpenny, Grade 2,
Nationview Public School


Julia Cooper, Grade 1, Nationview Public School

An Ode to a Christmas Tree

You fill me with joy.
You sparkle greatly.
You are tall and hold a lot of decorations.
You are so beautiful.
You smell so good.

Connor Pretty, Grade 4, Nationview Public School


Cynthia Tupper, Grade 2,
Nationview Public School


Halee Jones Miner, Grade 1,
Nationview Public School

Nationview Public School



April Constapel, Grade 6,
Nationview Public School

Best Holiday Wishes

It's been a privilege and a pleasure serving you this past year.

Merry Christmas!

Dundas Machine
The Fabrication Specialists
12205 Gypsy Lane, Winchester, ON, K0C 2K0
Office: 613-774-1672 • Fax: 613-774-6612 • Toll Free: 1-888-877-0714

RING IN
THE JOY!

May peace, harmony and joy resound throughout the holiday season.

Merry Christmas and many thanks!



THOMPSON ELECTRIC
John Thompson Electric Limited
002198356 Ontario Limited

P.O. BOX 188,
CHESTERVILLE, ONT., K0C 1H0
613-448-2963
Cell. 613-229-9095

Greetings of the Season

We wish you good times, good friends and goodwill at this best of all seasons.
We hope you have a very Merry Christmas and a prosperous New Year.



RUTTERS ELEVATORS
Division de 2283001 Ontario Inc.

Michael Aube
Cell. 613-577-0976
Catharine Rodger
Cell. 613-551-5209

613-448-2153 • 1-866-448-2153 • Fax 613-448-9177
3061 County Rd. 11, RR#1, Chesterville, ON, K0C 1H0
www.rutterselevator.com E-mail: catharine@rutterselevator.com

With Warm Wishes

Hope your holiday is as wonderful as you are. Thanks!



Byers Farm Equipment
Chesterville • 613-448-2185



Holiday Greetings

'Tis the season once again to let you know how much we appreciate your goodwill and friendship all year long.
Merry Christmas and Happy New Year!

Dundas Feed & Seed Ltd.

PURINA

12270 St. Lawrence St., Winchester • 613-774-2044
Toll Free 1-877-774-2044



Corrine Dellah, Grade 1, École Ste-Thérèse-d'Avila



Sydney Leblanc, Grade 1, École Ste-Thérèse-d'Avila



Mia Trudel, Grade 1, École Ste-Thérèse-d'Avila



Véronic Richer, Grade 1, École Ste-Thérèse-d'Avila

École Ste-Thérèse-d'Avila



Émilie Reid, Grade 1, École Ste-Thérèse-d'Avila



Sarah Lewis, Grade 1, École Ste-Thérèse-d'Avila



Jean Thurler, Grade 1, École Ste-Thérèse-d'Avila



SENDING OUR BEST

Here's hoping your holiday delivers a bundle of joy and good cheer!

Merry Christmas and sincere thanks for your support this past year.

– Peter, Helen, Family & Staff

PETER ROSS AUCTION SERVICES LTD.

Ingleside, Ontario 613-537-8862

Merry Christmas and Happy New Year

Peter and Carole Brechbill and staff would like to wish everyone a healthy and happy holiday season.



Shaynedoro Perm. Reg'd

Shaynedoro (Perm. Reg'd.) **Kennels**

Breeders of Quality Golden Retrievers Since 1972

• Boarding • Training • Handling • Grooming

Ormond Road, RR1, Winchester 613-774-3091



Merry Christmas

and sincere thanks to our customers and friends this holiday season

R/T Auto Center Inc.

SALES AND SERVICE • GENERAL AUTOMOTIVE MAINTENANCE

T. Kirkwood • 12034 Cty. Rd. 3 (Main St.), Winchester • 613-774-2000



Season's Greetings

As the snow falls to the ground, we'd like to spread good cheer all around. Since Christmas can't be far behind, here's to a season that's one-of-a-kind!

Thanks for your never-ending support.

W.J. JOHNSTON SURVEYING LTD.

ONTARIO LAND SURVEYORS

Member, Consulting Surveyors of Ontario

12050 County Rd. 3, Winchester
(Main Street)
613-774-2414
1-866-268-6915

WILLIAM J. JOHNSTON, O.L.S., O.L.I.P. (1934-2010)
WILLIAM J. WEBSTER, O.L.S.
WILLIAM A. (SANDY) JOHNSTON, C.S.T.


Daisy, Grade 1, Community Christian School


Jane, Grade 2, Community Christian School



Megan, Grade 2, Community Christian School


Andrew, Grade 1, Community Christian School

Community Christian School


Caralee, Grade 1, Community Christian School

season's greetings
to our valued customers and friends!
Countryman Electric Limited
Electrical Contracting & Generators
613-448-2474 • 1-888-388-1117
www.countrymanelectric.com • sales@countrymanelectric.com
SOMMERS WINPOWER WINCO

All the Best
Wishing you and your loved ones a beautiful season with all the trimmings.
Gateway Enterprises
SALES, SERVICE, INSTALLATION
Garage Doors, Rolling Steel Shutters & Dock Equipment
Shawn Backes
11693 Toye Hill Road, Williamsburg, Ont., K0C 2H0
613-774-6157 • Fax 613-774-6627

HOLIDAY GREETINGS
It's our favourite time of the year, when we pause to thank our many good friends in the area for making business easy to do around these parts.



Campbell & Stewart
Equipment Repair Inc.
RR1, Winchester • 613-774-5708
Murray Campbell • Res. 613-774-3065 Wilson Stewart • Res. 613-774-3160

HAPPY HOLIDAYS
Signs of the season are all over town And we'd like to thank you for coming around. For your support and courtesy, too, We're really grateful to have friends like you!
Mountain Township Agricultural Hall
South Mountain
613-989-3815
HALL RENTALS
• Wedding Receptions
• Mixed Parties
• Business Luncheons
• Fundraisers
• Anniversaries, Birthdays
• Banquets
Contact ***Rhonda Holmes, Manager***
613-989-5235

MERRY Season's Greetings! CHRISTMAS
All The Best...
To the best bunch of people we know – our customers!
Our heartfelt thanks from all of us to all of you.
Merry Christmas, everyone!
Berends Automotive
Jason, Robin and Damien Berends
Stageoach at Belmeade Rd., RR#4, Osgoode
613-826-2304



Caleb, Grade 1,
Community Christian School



Alexandra, Grade 2, Community Christian School



Shaidyn, Grade 2,
Community Christian School



Gavin, Grade 2,
Community Christian School

Community Christian School



Amy, Grade 2, Community Christian School



Esther, Grade 1,
Community Christian School



Kaden, Grade 1,
Community Christian School

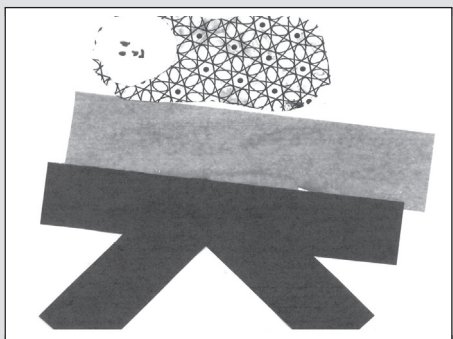

Cole, Grade 1,
Community Christian School

To Our Valued Customers

One thing that we know is true,
Is it's been a pleasure to serve all of you.
So without any fuss or further delay,
We wish you a merry and bright holiday!

D's Collision Center Inc.
613-774-2733
12029 Dawley Drive, Winchester

A proud member of CSN

During the holiday season,
our thoughts turn gratefully to those
who have made our progress
possible this year.

Merry Christmas
and Happy New Year!

BADGER EXCAVATING LTD.

Frank Scheepers
613-448-3915
Fax 613-448-2246
www.badgerexcavating.ca



Have Yourself A Merry Little Christmas

No matter where you're headed this Christmas, we're hoping your holiday leaves you laughing all the way!

VANDEN BOSCH ELEVATORS INC.
2809 County Rd. #7
RR#1, CHESTERVILLE
ON, K0C 1H0
613-448-2359
Toll Free:
1-866-267-6769
E-Mail:
elevator@vbfarms.ca
www.vbfarms.ca

Stan, Betty, Greg, Brent, Deanna, Sawyer and Shaye

Merry Christmas

A world of thanks and best wishes to our neighbors, customers and friends.
We feel fortunate to serve great folk like you!

HD Tile Drainage Ltd.



RR#1, Winchester, Ontario, K0C 2K0
613-774-3751 Fax 613-774-2999
Henry Doornwaard



Peyton VanDenBroek, Grade 6, Timothy Christian School



Jillian Westervelt, Grade 8, Timothy Christian School



Jessica Don, Grade 8, Timothy Christian School



Benjamin Dean, Grade 1, Timothy Christian School

Timothy Christian School



Elizabeth TerHorst, Grade 6, Timothy Christian School

Merry Christmas!



May the coming season bring peace, joy and harmony for you and your loved ones. For your trust, we are truly thankful.

Byers Funeral Home
South Mountain • 613-989-3836

Season's Greetings!

Deck the halls...
Trim it with cheer...
We're celebrating
another year...
Another season,
a new chance to say,
"Have a happy holiday!"

RNC FINANCIAL SERVICES
Independent Insurance Agent
Nick Coleman
10330 Shaw Rd., Mountain • 613-989-1468 • 613-880-9629 • smlbass@hotmail.com

NOEL

WITH BEST WISHES
For a fun-filled holiday season. Thanks, friends!

NAPA AUTO PARTS
NAPA KNOW HOW
PARCOLL PRODUCTS LTD.

WINCHESTER 580 Main St. W 613-774-2366
MORRISBURG Hwy. 2 613-543-2929
KEMPTVILLE RR3 613-258-2525

Joy to the World

We wish you all the best wherever your journey may take you, at Christmas and in the New Year. Thank you for your business.



Zollinger Farms
and Custom Services
www.zollingerfarms.com
Winchester 613-774-0015



In this season of possibilities, we hope your every wish comes true.
Merry Christmas!

Eric's Carpentry Services
RR#2, Mountain
613-989-2495

Timothy Christian School



Ashley Hawkins, Grade 8, Timothy Christian School



Larissa Westervelt, Grade 8, Timothy Christian School



Sarah Don, Grade 6, Timothy Christian School



Akira VanDyke, Grade 7, Timothy Christian School

He Knows You've Been Good...

Best wishes and many thanks for your friendship and continued support.



Dr. Larry Gray
VETERINARIAN
593 Main St. W., Winchester 613-774-2204

Joy to the World

May the miracle of Christmas fill your heart with warmth and love.



Merry Christmas to all from Neal and staff

Neal's Heating, Cooling & Refrigeration
Neal Bartholomew
12095 Baker Rd., Winchester
Ontario, K0C 2K0
613-774-6446
Fax 613-774-6486

Wishing you a simply sparkling season. Thanks for hanging in there with us.

DERKS ELEVATOR INC.
Gary Derks & Family
RR2, 3063 Forward Rd. S.
Chesterville
613-448-2522



Happy Holidays
Merry Christmas
Season's Greetings
JOYOUS NOEL

No matter how you say it, we hope that your holiday is perfect in every way.
With thanks for your generous support.

Dundas Veterinary Services
2257 County Rd. 31, Winchester 613-774-2159
Morrisburg Animal Hospital
12423 County Rd. 2 E., Morrisburg 613-543-2812
Osgoode Veterinary Services
5721 Osgoode Main St., Osgoode 613-826-3456

'Tis the Season

Best Wishes for a Merry Christmas and a Happy New Year from all of us to all of you!

Winchester Lions Club
Branch 108


Greetings of the Season
WINCHESTER PRESS
545 St. Lawrence Street, Winchester
613-774-2524
www.winchesterpress.on.ca
Wishing you and yours much joy and laughter at Christmastime and beyond.
We're proud to serve this community and we thank you for your loyal readership and support.