

Christmas

GREETINGS



You've given us so much this past year.
We'd like to send our warmest Christmas
greetings to you. Thanks, friends.

COOPER'S
SPORT TROPHY
ENGRAVING & EMBROIDERY
R.R. #2 Iroquois, Ontario, K0E 1K0
Tel/Fax: (613) 652-4630



Now and throughout the year,
we wish you 366 days of Yuletide cheer!



Happy Holidays

TESTERINK
Construction
MORRISBURG



When all is said and
done, it's customers
like you who make us
proud to be of service.
We hope you have the
best holiday ever!



STYLES T.V. & APPLIANCE SERVICES
TED AND BETTY

Come Let Us Adore Him

We join you, your family and families all over the world in celebrating the birth of our Lord.

Odonto
corporation limited

Morrisburg, Ontario
K0C 1X0
Tel (613) 543-3701
Telex: 05-811551

We're Trimming Prices!!!

We've trimmed our tree and our prices to keep things moving through the holiday season.

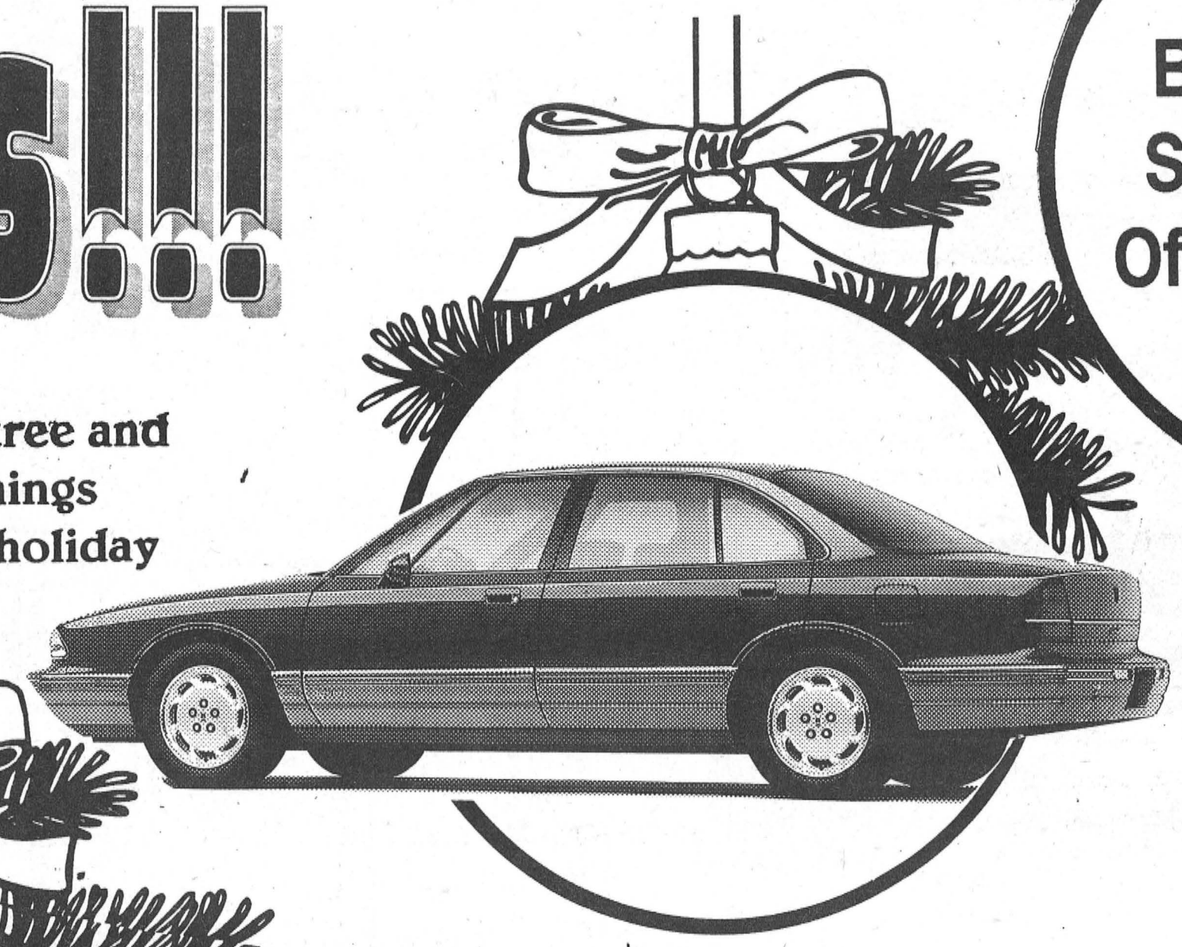



Stop By Today And See What Kind Of Deal We Have For You!

Now we give thanks...

We extend a heartfelt thanks to our customers past and present. It's a pleasure serving you. We hope you and your family enjoy a wonderful Christmas, and health and happiness in the New Year.

CLOSED THURSDAY, FRIDAY, SATURDAY
DECEMBER 24, 25 & 26
OPEN MONDAY, DEC. 28 - THURS., DEC. 31
CLOSED JANUARY 1

WATCH NEXT WEEK FOR SAVINGS ON CUTLASS SUPREME DELTA 88 & LUMINA

Upper Canada MOTORS LTD.

Corner Hwy. #31 and Hwy. #2, Morrisburg
- 543-2925 -

Letters to Santa Claus

Every year at this time, children from all over the world write Santa Claus telling him how good they've been and then asking him for special gifts.

Well this year Santa came to Morrisburg to drop off a sample of the letters he's received from all the good girls and boys from this area. He's asked if we could put some of them in *The Leader* so everyone can get as much pleasure from them as he has.

But Santa warned everyone reading the letters that even if they don't know exactly what each child has asked for, not to worry. He knows what they want and that's all that matters. Merry Christmas!

Dear Santa,
I have been a good boy this year. I have helped Mom and Dad a lot. I am leaving you some fruit snacks for your visit. I would like a car, Monstor Truck, and a Batmobile.
Love,
Derik Casselman

Dear Santa,
I have been a good boy the year. I have helped Mom and Dad a lot and I am leaving you cookies milk for your visit. I would like for Christmas, Bart Simpson for Christmas.
Love you,
Robbie Cox

Dear Santa,
I have been a good girl this year. Helped Mom and Dad a lot. I am leaving cake and milk for you visit. Copy machine, Barbie car, Baby Shiver Sare Bear are some gifts you might bring.
Love,
Kayla Irvin

Dear Santa,
I have been a good girl this year. i have Mom and I am leaving you some cookies. For your visit I would like for Christmas Bone Bo bry.
Love,
Jesse Veinotte

– continued on page 6

All The Best!

It may be cold outside, but our warmest wishes are with you on this joyous occasion.
Merry Christmas and many thanks.



Guy Fuels Ltd.

Morrisburg Village Plaza
543-4397
Winchester
774-2655

Singing your praises because you're so special, we say thanks and wish you a

MERRY CHRISTMAS



CASSELMAN'S TAXI
MORRISBURG

GLAD TIDINGS
to everyone!

Have a fine, fine Christmas and keep the joy a-going all the year through.

We greatly appreciate your patronage.



Good Value From People You Can Trust

the co-operators
Insurance/Financial Services

JILL VAN ALLEN
SERVICE COUNSELLOR

P.O. Box 857
Morrisburg Village Plaza
Morrisburg, Ontario
K0C 1X0
Tel: 543-2075

PEACE ON EARTH



May this Christmas see fulfillment of prosperity and brotherhood for all mankind. Our thanks to you, loyal friends, for your continued patronage.

RON FADER FURNITURE LTD.
IROQUOIS, ONTARIO
Ron, Joyce, Chris



Ralph & Maisie Coulthart

MORRISBURG • 543-3156

"Your Local Electrolux Representative"



Best Wishes

and thank you...For the joy of serving you in the *Past* — For the privilege of sharing with you the *Present,* For the hope of working with you toward a great *Future!*



THOM REALTY
LIMITED REALTOR
MORRISBURG
VILLAGE PLAZA
543-3598
Karen W. Gorrell
Broker/Owner
Res: 543-3195
Gordon W. Thom
Associate Broker
Res: 543-2585
John H. Miller
Sales Representative
Res: 543-3195
Charles (Chuck) Barkley
Sales Representative
Res: 448-3660
Jacques E. Asselin
Sales Representative
Res: 652-2246



Santa Claus Is Coming to Town!

Merry Christmas wishes to all our wonderful friends and customers!
Thanks for your kind support throughout the year.

BRISTER Group

BRISTER INSURANCE BROKERS LTD.
BRISTER LIFE INSURANCE LTD.

MORRISBURG
Village Plaza,
P.O. Box 896
Morrisburg, Ontario
K0C 1X0
Tel: (613) 543-3731
Fax: (613) 543-4359

PRESCOTT
270 Edward Street,
P.O. Box 2020
Prescott, Ontario
K0E 1T0
Tel: (613) 925-5901
Fax: (613) 925-4024

WINCHESTER
504 Main Street,
P.O. Box 758
Winchester, Ontario
K0C 2K0
Tel: (613) 774-2832
Fax: (613) 774-5998

Children write Letters to Santa Claus

Dear Santa,
I have been a good boy this year. I have helped mom and dad a lot. I am leaving you some cookies cake milk for you vis I would like
markers
Fasttracks
montstertruck
colouring book

Love,
Clinton Hamilton

Dear Santa,
I have been a good girl this year. I have helped Mom anb Dad a lot. I am leaving you some cookies for your visit. I woulb like Puppy Flow and Baiusaarkes for Christmas.

Love,
Michelle Jones

Dear Santa,
I holu been a good girl this year. I have helpeb momda lot. I am leaving you some milk and cookies for your visit. I would like Babyshivers.

Love,
Ashley Hamilton

Dear Santa,
I have bee a good boy this year. I have helped Mom a lot. I am leaving you some cookies for your visit. I would like Morkes workable shovel and Fast Tracks for Christmas.

Love,
Charles Bilmer

Dear Santa,
I have been a good girl this year. i have helped mommy and daddy a lot. I am leaving you some cookies and milk for your visit. I would like baby sparkles, Miss magic Jewe is crimppi and curl.

Love,
Jenna Notman

Dear Santa,
I have been a good boy this year. I have helped mom are dad a lot. I am leaving you cake milk for your visit and I would like Crash Dummy Car, Monster Truck, Fast Tracks for Christmas.

Love,
Chris Van de Kamp

Dear Santa,
I have been a good girl this year. I have helped mommy a DAD a lot. I am leaving you some milk for your visit. I would like for Christmas Peeper Paul.

Love,
Adrienne Leroy

Dear Santa,
I girl this year. Mom and Dad a lot. I am leaving you some cookies and milk for your visit. For Christmas Love Dolcie, Potty Training and Ice Cream Parlour.

Love,
Dulcie McKee

Dear Santa;
I have good girl this year. I

– continued on page 7



CHRIST OUR SAVIOR IS BORN

May your holiday be filled with
the blessings of His faith and love.

ARTHUR THOM ELECTRIC

Serving Dundas County For Over 40 Years

WILLIAMSBURG, ONTARIO



Underwriting a holiday full of health, happiness and prosperity for our valued friends.

Prudential INSURANCE

Roger Coulter, Agent

GREETINGS



That jolly old fellow is coming and we hope he's bringing lots of gifts your way! The best of holiday greetings to everyone!

EMPLOYEES & MANAGEMENT OF

BEAVERS DENTAL PRODUCTS LIMITED

Subsidiary of Sybron Canada Ltd.

Letters to Santa Claus

have helped mom a lot. i am leaving you some cookies and millk for your visit. I would like Bone Baby for Christmas.

Love,
Kaitie McElheran

Dear Santa,
I have been a good girl this year. i have helped mom and dad a lot. I am leaving some milk and cookies for your visit. I would like Easy To Do and Flower Maker.

Love,
Sarah Tuttle

Dear Santa,
I have been a good boy this year. I have helped Mom dad a lot. i am leaving YOU milk and cookies. I would like Crash Dummy, Baeko.

Love,
Korry Gervais

Dear Santa,
I have been a good girl this year. I have helped mom a lot. I am leaving you some cookies for your visit. I would like Monster trucks for Christmas.

Love,
Sara Warren

Dear Santa,
I have girl been a good MOM AND DAD A LOT. I am leaving you some cookies milk for your visit. I would like for Christmas. Potty Training Baby, Ice Cream Parlour

Love,
Chitlyn Markell

Dear Santa,
For Christmas I would like a barbie doll and a Deluxe Tea set and a paint by number. I would also like a Super Sticker set aned a Barbie house and an Electonic Smart Start.

Thank you,
Love,
Sarah T
P.S. We will have milk and cookies for you.

Dear Santa,
My name is Chad Markell and I'm eight years old and I wish my Dad going to work but is not working and I would like a set of cars and i would like a GI Joe Men. I go to St. Mary's School and my name is Chad Markell.

Dear Santa,
How are you? My name is Bradley Lortie. I am seven years old. I would like a game boy, power wheels, dark dragon castle, lego set and a GT snow racer.
Thank you for the presents I got last year.

Love,
Bradley
P.S. I will leave some cookies and milk for you and sugar for your reindeers.

Dear Santa,
How are you? I am fine. I hope you have a safe trip. I am 7. I have two brothers. I am in grade two at St. Mary's in Morrisburg. I would like a new

– continued on page 8

Have a Very, Very Merry Christmas!

If Santa is as good to you as you've been to us, you're in for a wonderful holiday season!
Thank you, friends.

DAVIES
The Family Butcher
Best Wishes To All!
Lori, Bill & George
EAST END PROMENADE – MORRISBURG



Peace On Earth.
Goodwill To All Men.

With old-fashioned warmth, we'd like to wish you and your families a very Merry Christmas season, filled with peace and joy. Thank you for being so nice.

REEVE, DEPUTY-REEVE, COUNCIL
AND EMPLOYEES OF
THE TOWNSHIP OF MATILDA

Glad Tidings



Wishing you love, happiness, peace and joy throughout the Holiday Season. Merry Christmas to all.

MORRISBURG
HYDRO-ELECTRIC
COMMISSION

Children Write Letters to Santa Claus

bike. Micholas likes kindergarten. I would like a new pair of skates.

Francis Zambon

Dear Santa,

My name is Thomas byvelds. I am 7 years old. For Christmas I would like the Bat boat, Rockit Blast Bat Man, Frog Soccer, Hammer Heads, and a Word Search book. Thank you for the presents that you gave me last year.

Thomas Byvelds

Dear Santa,

My name is Brandan. I am seven years old. I have been a good boy all year long. I am in grade Two at St. Mary's in Morrisburg. I have a twin brother Bradley and a little sister Brittany. I hope you had a nice year and thank you for all the presents you gave me last year. For Christmas I would like a remote control car. Also some cords and socks. I really like playing Nintendo and would like some new Nintendo games. I would also like a GT Snow Racer so I can slide really fast down the hills. Santa we will leave you some crackers and milk for a snack.

Take care and keep warm.

Love,

Brandan Lortie

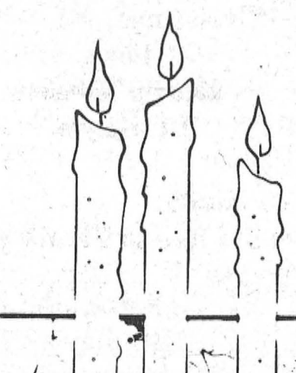

Dear Santa,

How are you? My name is Benjamin Vanderpoel. I live on a farm. I am seven years old. I have a little brother, his name is Colin. I hope you had a nice summer. Would you please try and bring me: a toy remote control car called The Claw. A construction set with trucks and bulldozers. A Batman sled and a yellow toy helicopter. I hope you have a safe trip.

Merry Christmas

Ben

Dear Santa,

I hope you have a safe trip delivering the presents, to the children. Now, for my presents, I would like a, keyboard and some LEGO please, for Christmas.

From, William Vander Heyden to Santa

Dear Santa,

I am 7 years old. My name is Jamie Byvelds. I am in grade 2. I like the bat commando cave centre. I would like Deep Dive batman. I like lazer batman. I would like batman returns game. I would like the bat boat.

– continued on page 9

NATURAL GAS APPLIANCE CENTRE

MERRY CHRISTMAS





Don't Forget To Enter Our Christmas Draw!

Dru Richelieu.
The refined elegance of a bronze-tone canopy and exclusive Twin Burner for rich vibrant flames.

(Next to Spinning Wheel Restaurant)

THINK GAS! The natural choice.

P.O. BOX 391
MORRISBURG, ONTARIO
K0C 1X0
543-3983
WEEKLY 8:00 – 5:00
SATURDAY 9:00 – 3:00

THINK GAS! The natural choice.

MORRISBURG PLUMBING CENTRE

MORRISBURG PLUMBING CENTRE

Stop In & See Our Showroom

Season's Greetings



Don't Forget To Enter Our Christmas Draw!

(Next to Spinning Wheel Restaurant)
MORRISBURG PLUMBING CENTRE
P.O. BOX 391
MORRISBURG, ONTARIO
K0C 1X0
543-3983
WEEKLY 8:00 – 5:00
SATURDAY 9:00 – 3:00



2 Locations to Serve You Better

After Hours:
GLEN ROBINSON & SONS
R.R. #2
CHESTERVILLE, ONTARIO
K0C 1H0
"WE SERVICE WHAT WE SELL"



C·H·R·I·S·T·M·A·S

Joy. Love. Peace.
Sharing and caring.

It is one day when differences are put aside. The spirit of the holiday inspires us to spread cheer and goodwill. May memories of this Christmas keep our hearts warm each day of the year.

Have a wonderful Christmas.

FAIRBAIRN funeral home limited

Gordon T. Fairbairn, F.D.
Sheri L. Fairbairn, F.D. Ian T. Fairbairn, F.D.

MORRISBURG "Your Golden Rule Funeral Home" (613) 543-2271

Children write Letters to Santa Claus

I would like Home Alone 2 game. I would like GrApe ESCAPE.

From,
Jamie Byvelds
P.S. I love you Santa. Good bye.

Dear Santa,
My name is Alison Knapman. I am seven year old. I have a little brother and his name is Anthony. He is 5. I have been good. May I please have Teen Talk Barbie, Barbie Tent, Totally Hair Barbie, Crocodile Dentist, and Barbie Store Set.

Alison Knapman

Dear Santa,
I am 7. My name is Laurie Wilson. My phone number is 543-2767. I live in Morrisburg. I would hope you bring me Beauty and the Beast sleeping bag, 101 Dalmations, Baby Feels so Real, Rollerblade Barbie, 90210 Dolls, Nintendo and I hope the poor people have a good Christmas.

Love,
Laurie Willson
I Love you

Dear Santa,
I would like to Thank-you for The presents yougave me last year. this year I would Like a Phone, a computer, a Tornado Rex, a Crocodile Dentist, a Cat and a C.D. Player.

Marcie English

Dear Santa,
Here is my list for Christmas. I would like Roller Blades, Batman return set, radio, clothes, game boy and some trolls.

I know that I have not been a good boy all year round but I do try to be.

I hope you and Mrs. Claus are well and also Rudolph. I will leave you some milk and cookie and sugar for the reindeers.

Merry Christmas,
Matthew Julien

Dear Santa,
I hope you have a safe trip here. My name is Aideen Maguire. I am 7 years Old. I have one brother and one sister. Their names are Liam and Aoife. My phone number is 543-4169. i hope you bring me Magic Nursery baby, Manufacturer's Rebates, Li'l Miss singing Mermaids, Starlette play Make-up, Crocodile Dentist, What's up Blue Jays, Treasure trolls, Beauty and The Beast board Games.

Aideen Maguire

Dear Santa,
I am 7. I like to read. I would like 101 Dalmans toy and I would like Dream Builder and magic show.

Merry Christmas,
Love,
Sarah

Have A Lovely Christmas

CLASSIC CUTS

TRUDY, KATHY & LEISA
543-2330

We're honored to be of service to such a beautiful community. Your patronage was deeply appreciated. Thank You! Hope to see you in our new location. Have a Very Merry Christmas and a Happy New Year!



Have a Happy Holiday

Let's cherish the spirit of Christmas and the joy of friendship.

REEVE, DEPUTY-REEVE, COUNCIL AND EMPLOYEES OF
THE TOWNSHIP OF OSNABRUCK



HOLIDAY GREETINGS



Hoping your holidays will be shining, filled with all the wonderful things that spell CHRISTMAS!

From All Employees At
ROHM & HAAS CANADA INC.
ATOHAAS CANADA INC.
MORRISBURG PLANT

Students get replies from Santa Claus

MORRISBURG—The Sr. Kindergarten class received replies to their letters written to Santa Claus earlier this month.

On Friday, their teacher, Mrs. Salmon, passed out the children's letters, and amongst their squeals of delight was one youngster who was a bit annoyed.

Mrs. Salmon read his letter aloud: "We are trying to get your bat cave on the sleigh," it said.

"But I didn't want a bat cave," said the youngster, "I want a skateboard!" He was a bit perplexed.

Other students in the class were more than happy with the replies to their letters.

There was Kent Nugent who wished for a Nintendo.

"The best part about Christmas is getting presents," he said.

A few wanted bat caves like Jason Fowler who says he gets up bright and early Christmas morning.

Nicholas Whalen, Blair Marcellus, Gregory Robert James O'Neil, Mitchel Terry Pitt all put their order of a bat cave in to Santa as well.

Travis Dillabough says he's been a good boy this year and he will be leaving Santa some cookies and milk, not beer and pretzels.

Another Nintendo, this one a *Super* Nintendo was wished for by Dustin Lem-ery.

Amy Myers says she'd like some make up, but not real make up, just play stuff.

And Jennifer Cummings would like an ice cream maker with real ice cream.

Santa's letter to Jennifer promised he'd try his very best to get that gift for her.

Jimmy Cavanaugh says he's like a fast track so he can zoom cars around all day.

Jenna Crump would like a doll for Christmas but says she has a new little sister that's almost like a doll. Her name is Lacey.

Kyle Weegar says he doesn't want a bat cave, he wants a real motorcycle that he can ride to school.

And then there's Shannon McKee who was pictured on the front page of The Leader a few weeks ago.

She says she would like a walking doll.

She also says she gets up really early and wakes up Mommy before she opens her presents that Santa brought.

And the youngster who wanted the skateboard and not a bat cave?

That was Evan Tait.



May yours be blessed this holiday season.

HOME IS WHERE THE HEART IS!

From All Of Us At
MORRISBURG
HOUSE OF CARPETS





MERRY CHRISTMAS

We're proud to be of service to you throughout the year.

Management & Staff

ROONEY FEEDS LTD.

IROQUOIS, ONTARIO



May the heavenly bells of Christmas chime out with good cheer and warm greetings to one and all!

Management and Staff

Cruickshank Construction Ltd.

MORRISBURG. ONTARIO



Deck The Halls With Holiday Cheer

Hope yours lasts throughout the year!

Hal's Barber Shop

Hal & Family

Morrisburg Licence Bureau

Lori

Fresh greens: rich in symbolism and history

Decorating with fresh greens is one of the easiest ways to bring a bit of the Christmas season indoors. The fragrant scent of evergreen boughs or a herb wreath, the simple beauty of a mantle topped with several sprays of pine tied with a festive tartan plaid ribbon, or the striking contrast of colors when holly garnishes a bowl of bright oranges and apples, are natural complements to virtually every holiday decorating style.

Houses have been decorated with holly for centuries. According to pagan lore, plants that retained their leaves all winter had magical properties. Consequently, these greens were displayed to ward off evil spirits.

The early Christians, however, believed that holly had sprung up under Jesus' footsteps as he preached in the Holy Land, and in the bright red holly berries, they found a symbol of Christ's blood and suffering.

In medieval England, where holly and ivy came to be known as Christmas greens, it was said that the first person to bring holly into the house would rule the home in the coming year. Evergreens were considered a symbol of eternal life, and pine and fir boughs were thought to bring good luck and fertility.

In Victorian homes, "welcome rings" — wreaths of holly, ivy, pinecones and ribbon — were often hung on the front door. The combination of the holly, which was associated with masculinity, and ivy, representing femininity, was a means of evoking fertility for the whole household.

The Victorians also instituted the holiday tradition of mistletoe kissing balls, which were based on an ancient Roman custom: When opposing warriors met beneath mistletoe, they put down their arms, kissed, and declared a truce for the remainder of the day.

In American homes, garlands of pine entwined along banisters, draped around doorways and chandeliers, and perched atop mantles, were a part of holiday decorating long before Christmas trees were a standard feature of the season.



Let it snow, let it snow, let it snow.
Happy holidays and many thanks for thinking of us.

LES BILMER LTD. **543-2112**



Management and Staff
THE BANK OF MONTREAL
MORRISBURG, ONTARIO

May your holiday be
aglow in the miracle of His love



Merry Christmas & A Happy New Year
from the Management & Staff of

NEW CENTENNIAL RESTAURANT
THE NEST DINING LOUNGE



Our prescription for a happy Holiday Season: lots of fun and laughter at Christmas and after. Thank you for doing business with us.

Merry Christmas
and a
Happy New Year

Seaway Valley Pharmacy

MORRISBURG, ONTARIO







Do's and don'ts with your tree

MORRSIBURG — Once again, the festive season is fast approaching. The evidence of this fact is all around us. The sounds of Christmas carols over the radio and in stores, people rushing about to finish their shopping, outdoor lights being strung, and of course, the hunt for the perfect Christmas tree.

Christmas trees have been a tradition in canada for many years. The first recorded Christmas tree was in Sorel, Quebec in 1791. The tradition is thought to have come from Germany. Since that time, "real" Christmas trees have become a part of many Canadian homes.

There are many species of trees grown specifically for use as a Christmas trees. The most popular around this area are scots pine (Pinus sylvestris) and white spruce (Picea glauca). Scots pine is popular for its form, colour and good needle retention. It also has a pleasant smell. White spruce has the ideal Christmas tree shape.

The draw back with spruce is that unless watered conscientiously, the tree will quickly dry out and lose its needles. Balsam fir (Abies balsamea) is a species that is starting to enjoy an increase in popularity. It is commonly used in Eastern Canada. The tree has good form and color, as well as a beautiful smell. It also has good needle retention, and is forgiving of short dry periods.

When selecting a Christmas tree, beauty is in the eye of the axe holder. Some people look for a more traditional cone-shaped tree, where others tend to pick the "Charlie Brown" style. There are no rules to go by when choosing a tree. If you like a uniform, high quality tree the best place to buy on is at a roadside lot. These trees are generally the best of the crop growers, and have the shape and size that appeals to most people.

If you aren't particular about shape and size, and want to make an adventure out of selecting a tree, then a "choose and cut" operation is the place for you. You will find all sorts of trees here, from high quality to ones with character.

When you get your tree home, it is important to cut off the stem. This opens up the conductive tissues which transport water to the tree. If the tree has been bundled, it should be shaken before being brought in — to remove any loose needles (and grass, bark and bugs!).

Trees should be put in their stands, watered and given a chance to acclimatize before starting to decorate. This allows the branches to return to their natural state. It is very important that the tree be kept supplied with water. A tree will use up to four liters of water per day. If it does dry out, cut off another two inches from the base and keep watering. A moist tree not only looks and smells better, but it holds its needles and is more fire resistant.

When decorating, be sure to use lights that are CSA approved, and check for bare wires and faulty connections. Careful placement of bulbs and tinsel is also suggested, to avoid shorting out the lights. Candles are not recommended, as they present a rather large safety hazard.

When Christmas is over, don't forget to recycle your tree. It can be put outside for use as a bird feeder, the stem can be cut up and used for kindling; and the needles can be dried, put in cloth bags and used as pot-pourri. Spruce needles are not suited to this last activity, due to the pungent smell of the needles.

Be advised that the removal of trees from forested areas, either private or public, without the landowner's permission is theft, and is punishable under the Criminal Code of Canada. It is not worth the risk of prosecution to save the $15 or $20 that would normally be spent on a tree.

"Real" Christmas trees are a wonderful tradition. Support your local grower and buy one for this festive season.

BOB KILGER, M.P.
DÉPUTÉ
STORMONT-DUNDAS

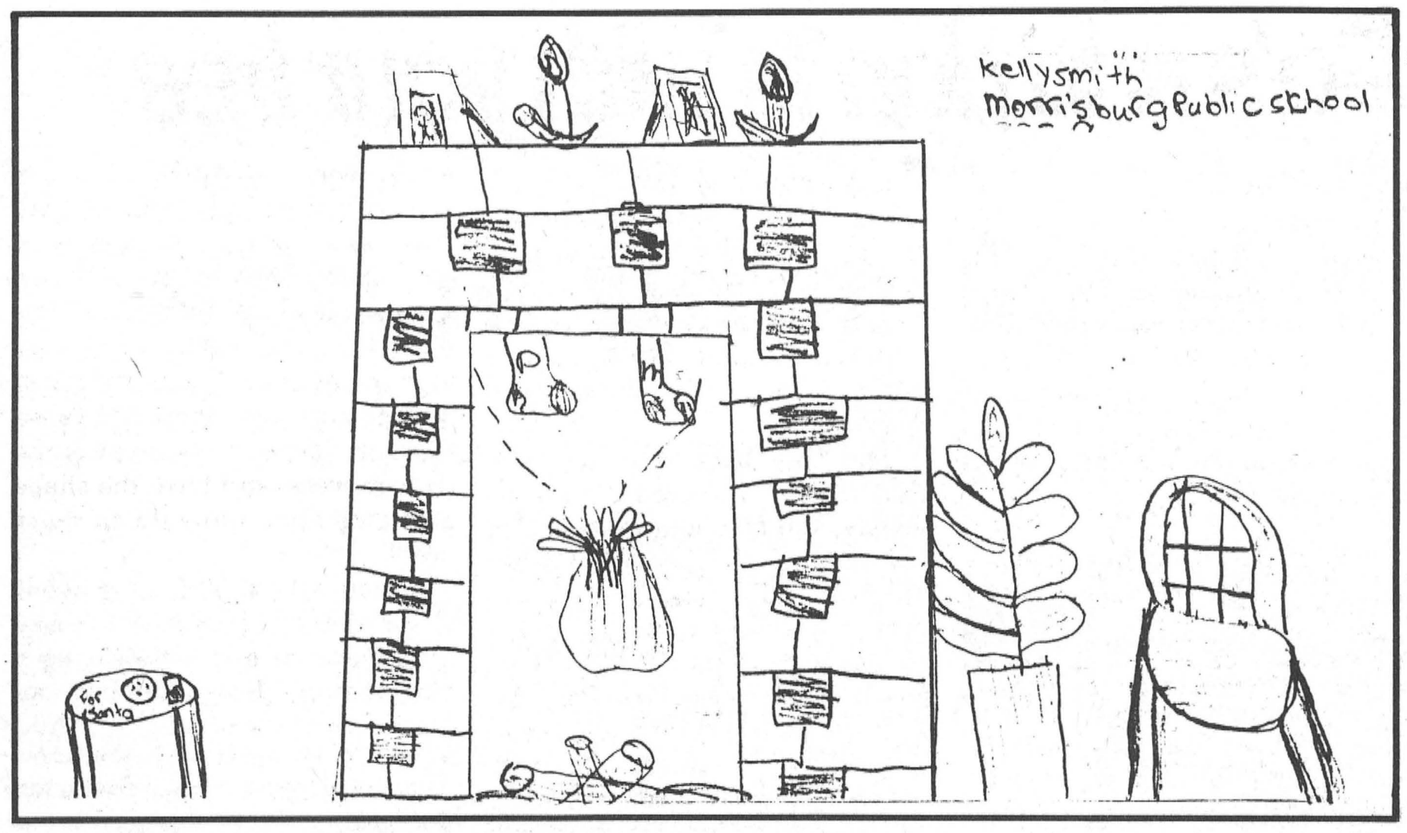



Merry Christmas



Barbara A. Plumb, Marilyn McConnell, Saralyn Mabo, Arlene Fitzgerald, A. Yien Chan, Sandra Baker, Margaret Lewis, Donna Shepherd, Betty Jean Brennan, Francis Lapierre, Linda Devaul, Kathleen Suddard, Hiltrud Weiher, Murdena Comstock, Sandy Empey, Teresa Watson, Darlene Gore, Barbara Robertson, Carol Ann Donnelly, Ann Kenward, Elaine Madore, Muriel McLean, Victoria Davidson, Katherine Baldwin, Kathy Crump, Kathleen McKee, Yvonne Jamieson, Cynthia Dewar, Stella Haystead, Sarah MacDonald, Greta Wemerman, Colleen Fitzgerald, Jennifer Saunders, Tara Lynn Green, Becky Norton, Jean Banton, Jean Casselman; Dorothy Coons, Evelyn Phifer, Verna Beckstead, Walter Whitteker, Keith Snider, Gerald Sutherland, Evalyn Sutherland, Hilda Barrett, Lydia Azimov, Blanche Locke, Ada Miller, Kenneth & Annie Carlyle, Alex & Margaret Gilbert, Eileen & Robert Griffin, Gladys Wade, Jean Doak, Audrey Pollock, Earl Barkley, Gertrude Barkley, Dudley Elsden, Stanley Salmon, Loretta Hamilton, Dorothy Brown, Alice Perault, Reinhold & Emma Hennig, Marjorie Devonish, Martina Hitchinson, Gertrude Tinkler, Norma Casselman, Erma Kavanaugh, Ella Mae Hough, Rebecca Rodney, Jessie Cook, Florence Thorpe, Annie McIntosh, Gladys Young, Florence Shaver, Norma Eastman, Nicholas Kealey, Winnifred Badilotti, Christine Muxfeldt, Harold Alguire, Darwin Coughler, Inez Armstrong, Muriel Robertson, Ivan Doak, Verna Bedingfield, Homer Jannack, Bessie Salmon.

From The Hartford Staff & Residents

It was on that night
His miraculous birth
took place. Let's
hold this Holy time
close to our hearts
now and forever.



Management and Staff
PAUL STEWART
ELECTRONICS
T.V. & APPLIANCES
Sales & Service
P.O. BOX 734, MORRISBURG, ONT. K0C 1X0
PHONE: Res. 448-3415 • Bus. 543-2236

Jewellery making is a fascinating hobby

C. THOMPSON
Leader Staff

MORRISBURG—A famous poet once said, "A thing of beauty is a joy forever."

And local jewellery-maker Catherine Richmond might well add, "Especially when it's carved in precious metal."

For a number of years Catherine has been making jewellery, or creating beautiful objects from silver and gold with the addition of various natural stones.

As an artisan, Catherine is known by her maiden name Richmond. But she is more commonly known here as Catherine Blatch, spouse of the Presbyterian minister Rev. Greg Blatch.

Catherine is a native of Dundee, Scotland, and the Blatches have lived in several Ontario communities including London, Ottawa and for the last year and a half, in Morrisburg.

Early in life, Catherine showed an artistic bent, and as a high school student studied art. She later enriched her talent by taking evening classes for two to three years. However, she says she learned most of her skills from trial and error.

After completing primary teacher training at Aberdeen, and a degree course in painting, Catherine found art, and not teaching was her first love. And following her art teacher's suggestion, she delved into crafts which were new to her, starting with enamelling and later, working with silver.

The misty scenes of western Scotland at Loch Laggan, and a favorite location in Perthshire are now portrayed on some of her enamels. She has also depicted a scene from Ontario's Bruce Peninsula, an area she finds very picturesque.

In jewellery, she specializes in pendants, brooches, and rings, and has had requests for custom-made earrings. In fact, a customer with a flare for originality once asked for a "grease gun earring."

Although she isn't as interested in stones as in fashioning metal, one of her favorite creations is a gold ring with a pink freshwater pearl from a river in Scotland. "I like the pearl because it's pretty and it's real," she says.

And behind the making of the ring there lies a fascinating story.

Apparently, there are few freshwater pearls left in Scotland because of water pollution, and a fisherman called Bill Abernethy is the only professional pearl fisherman reputed to be still collecting. At a shop in Perth called "Cairncross," the owner purchases Abernethy's pearls, and has been creating a pink pearl necklace for a number of years. And it was from the Cairncross shop Catherine purchased the pearl for her ring.

Another piece Catherine is proud of is a necklace with silver petals and a green center portraying the rose of Scotland. Catherine's trademark is also a rose.

Other unique items are a decorative silver spoon, and a silver brooch with a realistic raccoon face which Catherine fashioned with hand tools.

Catherine says she likes to do her work "my way. I like to go at it all day without interruptions." For this reason she likes to work at home, and jewellery-making has remained a pastime during the major occupation of raising three children.

But she is already looking forward to the day when she can display her work again in shops.

Her work was shown at the Art Gallery on Richmond Street in London, and an art shop in Ottawa. She also exhibited her creations at the Morrisburg Spring and Fall Crafts shows, but is waiting to have a membership in the association, as more craftspeople sign up for the biannual shows than there are spaces.

Her major customers are people looking for birthday, anniversary, or holiday presents, or silver collectors. Her family including both daughters is well supplied with gifts of jewellery, and usually wants more.

Catherine also holds demonstrations on the care of jewellery for ladies groups at churches. But with the exception of antique silver, she leaves the evaluation of jewellery to others.

After discussing jewellery-making techniques, and her reasons for being involved, it is easy to see Catherine's fascination for this unique hobby. "It's different. I just like making the things, and I like the fiddliness of it."

"It's nice seeing a piece appearing especially when it's all polished," she states.



Remember Christ our Savior,
was born on Christmas Day.

It's our privilege to have you as our customers.
Thanks, friends.

Edie's
HOUSE OF FASHION
MORRISBURG
SHOPPING CENTRE
Karen, Cathie & Linda

Merry Christmas To One And All!

Thank you for making this past year our best ever.

PINKUS TIRE & BATTERY KINGDOM
WILLIAMSBURG 535-2759



Styled for the Season

Along with the magic of the season, goes our expression of friendship and thanks for your very special patronage.

LISA'S HAIR LOFT

Williamsburg 535-2482

Reflections on Santa

C. THOMPSON
Leader Staff

MORRISBURG—For a few St. Mary's Grade 1 and 2 students, the question "Who is Santa?" in an interview last week provoked a great deal of thought.

After several moments of reflection, the children responded.

"Ho, ho, ho!" Amanda Annable said.

"Santa is a spirit, he's fat and jolly. And he's invisible," Kerry Foley stated.

"Santa's a person. He's nice. There'd be nothing at Christmas without him," Marcie English added.

And Amanda had the ultimate definition. "He's the guy that brings presents."

Mark Byvelds had indisputable proof of the merry elf's existence. "You can tell by the presents marked 'from Santa'".

Mark was also privileged to receive a special visit at the house from the famous gentleman last year. "He rapped at the window and my sister Amanda and I saw him. We opened the door and he gave us a chocolate bar."

And how did the children know for certain it was Santa?

"He had a big beard, a red hat, red suit, black boots and black hat, and a black belt," Mark added. Santa also asked the telltale question, 'What do you want for Christmas?"

And when Santa returned at Christmas Eve, he even remembered Mark's dog. "He brought my dog some biscuits. I saw the biscuits on top of Casey's house."

The children found that Santa's kindly spirit seems to inspire the same goodness and generosity in others, from parents, cousins, aunts and uncles to grandparents.

But although the children found Santa to be generous, they were sometimes disappointed by the presents they had actually received in the past. In fact, Mark isn't making a list at all this year.

"Because he hardly gave me anything I wanted last year. My sister made a full page and a half of small words this year, but she hasn't sent it to the North Pole yet."

Nevertheless, Mark still hopes for "toys, Batman stuff, and Game Gear. I want everything in the Sears Wish Book."

And most had a fairly impressive list of wants.

"I want 'Kitty surprise. That and a cupcake doll," Kerry said, with a further explanation. "This is a big cat with a stomach that opens and baby kitties come out. You can have three, four or five kittens."

Ben Vanderpoel's wants for a Game gear, and a toy car were fairly straightforward, but Marcie had high expectations of "a real phone and a color TV. A doll that when you yell at it, it cries. And a toy car that you can really drive."

"I want a real TV and a real phone, "Amanda echoed. "And a Zeddy."

She added this is a big stuffed animal "that says Zeddy."

And despite last year's disappointment, Mark still had a high belief in Santa's abilities. More specifically, "His elves could make a Game gear."

It didn't take long to find out that for these children, Christmas means much more than just Santa Claus. According to Mark, "It means opening presents, Jesus birthday and toys."

For Amanda, Christmas is a family get-together, with a delicious dinner attended by aunts, uncles, and cousins. Sometimes dinner is accompanied by a present opening.

Kerry said, "It's setting up the Christmas tree, opening and playing with presents."

Ben also looks forward to the event as a time to receive and play with presents.

For some students like Marcie, Christmas is the time to decorate the tree, make and place presents. Other students help by creating Christmas ornaments, setting up the tree, or putting presents underneath.

The children would entertain Santa with cookies and milk, although no one thought about providing hay for the reindeer.

Thus, although newfangled toys are on their Christmas wish list, the 1992 Celebration hasn't changed much from time-honored tradition for students at St. Mary's.

Santa's Ready... And So Are We!

With so many good people in one town, he'll be making an extra-long stop here. We wish you all the best!



McGILLIS HOME HARDWARE

Management & Staff

MORRISBURG VILLAGE PLAZA

Here Comes Santa Claus



May sleighbells ring a tune of glad tidings and cheer, remembering our blessings. Our many thanks to all of you this Christmas.

ROYAL CANADIAN LEGION
BRANCH 48
MORRISBURG, ONTARIO



Christmas Is For Sharing

With fondest wishes for health and happiness, we send our friends and customers our sincere thanks.

JANSEN CONSTRUCTION
MORRISBURG

SHARE THE SPIRIT
We've got a lot to celebrate including your valued patronage.
Our best holiday wishes to you.
LMS MOTOR SALES
WILLIAMSBURG 535-2298

Season's Greetings
You make doing business a pleasure all year long!
Thanks for your trust and support.
Homecare
BUILDING CENTRE
THOMPSON LUMBER LTD.
IROQUOIS

Special beverages for Christmas entertaining

From frothy, nutmeg-laden egg nog to fragrantly-spiced hot cider, serving a special seasonal drink can add a particularly festive touch to entertaining during the holidays.

The preparations need not be elaborate; your guests are sure to enjoy cradling a cup of steaming cocoa or sipping a holiday punch.

A Scandinavian tradition

In Scandinavian homes, "glogg parties" are common. At these casual events, everyone enjoys *glogg*, a hot, spicy punch, and adults join with the children to make decorations for the tree, which traditionally is put up on Christmas Eve.

Glogg may be made with or without alcohol. (If you're making a version with alcohol, remember that the evaporation point is 172 degrees Fahrenheit; allowing the punch to boil will reduce the potency.)

Make your own

The glogg recipes below are reproduced from Beatrice Ojakangas' *Scandinavian Feasts* (Stewart Tabori & Chang).

The Wassail and Almond Mocha recipes are reproduced from *The Joy of Christmas* (Barron's) by Helen Feingold and Mary Lee Grisanti:

SPICED TEA GLOGG

- **3 quarts water**
- **1 teaspoon whole cloves**
- **1 (3-inch) cinnamon stick**
- **1 piece fresh ginger, about 1-inch square, peeled**
- **5 bags of tea of any variety, or 2½ tablespoons loose tea tied in a cheesecloth bag**
- **3 cups orange juice**
- **1 cup lemon juice**
- **1 to 1½ cups sugar**
- **1 whole lemon, thinly sliced**
- **1 whole orange, thinly sliced**

In a large nonaluminum kettle, combine the water, cloves, cinnamon stick, and ginger, and heat to boiling. Add the tea. Cover the kettle, remove it from the heat, and let steep for 5 minutes. Then remove the tea bags or leaves.

In another pan, heat the orange juice, lemon juice, and sugar over medium heat, stirring until the sugar is dissolved. Pour the hot fruit juice mixture into the spiced tea. Add the lemon and orange slices. Keep hot until ready to serve, but do not boil.

25 servings, about six ounces each

RED WINE GLOGG

- **1½ cups water**
- **½ cup sugar**
- **5 whole cloves**
- **1 (3-inch) cinnamon stick**
- **½ teaspoon cardamom seeds, slightly crushed**
- **1 (28-ounce) bottle dry red wine**

Several hours or days in advance, combine the water, sugar, cloves, cinnamon stick, and cardamom seeds in a saucepan. Bring to a boil, cover, and let stand until cold. Store in a covered jar or container until ready to use.

When you are ready to serve the glogg, pour the red wine into a nonaluminum saucepan or glogg pot. Strain the spice mixture into the wine. Heat to between 150°F and 170°F, just below simmering. Do not boil. Serve hot.

6 servings, about 6½ ounces each



SCANDINAVIAN HOLIDAY CELEBRATIONS traditionally include at least one type of glogg, a hot spiced punch. Photo: Michael Grimaldi.

WASSAIL BOWL

Makes 25 punch-cup servings

Ingredients

- **12 small red apples**
- **6 whole cloves**
- **6 whole allspice berries**
- **½ teaspoon ground cardamom**
- **2 cinnamon sticks**
- **1-inch piece peeled fresh ginger**
- **2 liters ale**
- **1 bottle (750 ml) dry sherry**
- **6 eggs**

1. Bake apples whole in a preheated 350° oven for 20 minutes or until they are tender but still hold their shape.

2. In a large saucepan, combine spices and 1 liter of the ale. Bring to boil, lower heat and simmer for 10 minutes. Strain and return liquid to saucepan. Stir in remaining ale and sherry and bring just to simmer.

3. In a 4-quart punchbowl, beat eggs until thick and lemon-colored. Gradually beat in hot ale mixture. Float baked apples on top. Serve warm in punch cups.

ALMOND MOCHA

Makes 6 servings

Ingredients

- **3 cups strong coffee**
- **3 tablespoons sugar**
- **1¼ cups amaretto liqueur**
- **1½ teaspoons ground cinnamon**
- **2 cups milk**
- **1 cup (½ pint) heavy cream**
- **1 tablespoon confectioners' sugar**
- **2 tablespoons raspberry liqueur**

1. In a saucepan, whisk coffee, sugar, amaretto, cinnamon and milk. Bring to a boil, then pour into heatproof mugs.

2. Whip cream with confectioners' sugar until thick. Fold in raspberry liqueur. Spoon on top of hot mocha and serve at once with long spoons.


Season's Greetings to all our customers and have a Happy New Year
SEAWAY CYCLE
MORRISBURG 543-3420
(Your Kawasaki, LawnBoy, Homelite dealer)

Have A Jolly Holiday!
Thanks for all the support you've given us this past year.
Merry Christmas.
Staff of
Gregor's Place
MORRISBURG SHOPPING PLAZA
543-2286



Favourite Recipes

SAVORY BREAD STUFFING FOR 10-12 LB TURKEY, CHICKEN OR GOOSE
Edna Tupper
South Mountain

1/2 cup butter or margarine
1/3 cup finely chopped onion
6 or 7 cups day old bread crumbs or cubes
2 stalks celery, chopped
2 cooked potatoes peeled and diced
1/4 cup snipped parsley
3/4 tsp poultry seasoning or sage
3/4 tsp salt
1/8 tsp pepper
1/2 tsp savory (optional)

Saute onions in butter until tender. Combine remaining ingredients and add to onions. Heat well without browning. Stir frequently.

To prepare turkey or other poultry before stuffing

Using approximately 1/4 cup or more salt, rub the inside cavity of bird to remove any fats and waste. Rinse thoroughly. With a lemon cut in half, rub inside cavity and outside of turkey. Stuff bird. Butter bird, and bake 12-lb stuffed bird at 325°F.

EGG NOG
Edna Tupper
South Mountain

12 eggs
1-1/4 cup icing sugar
1/2 tsp salt
1/4 tsp vanilla
10 cups milk
Rum or Brandy
Nutmeg for garnish

Mix first five ingredients together. Using large tumbler, pour in one ounce of rum or brandy, fill with mixture.

IRISH COFFEE
Edna Tupper
South Mountain

1-1/2 oz Irish whiskey
1 tsp granulated sugar
strong hot coffee
whipped cream

Pour whiskey and sugar into Irish whiskey glass. Add coffee to 1/2 inch from top. Stir lightly. Pour on whipped cream, filling to the brim. Do not stir. Makes one serving.

HOLIDAY PUNCH
Edna Tupper
South Mountain

2-3/4 cup water
2 cup cranberry juice
1 cup unsweetened pineapple juice or orange juice
1 can frozen lemonade
The night before, combine all of the above four ingredients in a large bowl
2 cans of gingerale (280 ml)
2 cups ice cubes
1 cup maraschino cherries
lemon slices

Just before serving add gingerale and ice. Decorate with cherries and lemon slices. Makes 16 to 18 1/2-cup servings.

GLAZED PARSNIP
Edna Tupper
South Mountain

2-4 parsnips, cut into strips
butter
pinch of salt

Saute parsnip sticks in butter, add pinch of salt.

1/2 cup apple juice

Add apple juice, simmer until juice disappears. Very tasty.

CREAM OF CARROT SOUP
Edna Tupper

1/4 cup butter or margarine
2 medium onions chopped
1 garlic clove, minced
3 medium potatoes, diced
4 medium carrots, diced
4 cups chicken stock
1 bay leaf
1/4-1/2 tsp thyme
1/4 tsp pepper

Melt butter in large sauce pan. Add onion and garlic, saute until clear and soft. Add remaining ingredients using smaller amount of thyme. Bring to a boil Cover and simmer until vegetables are tender. Discard bay leaf. Add more thyme if desired. Makes 8-1/2 cups.



BEST WISHES

In joyous appreciation of your friendship and good will, we offer our deepest thanks, along with glad tidings of the season.

SPEER HEATING & COOLING
UNIT 3 INDUSTRIAL RD.
MORRISBURG
543-4396

BLESSINGS TO ALL



©SCW INC

May this Holy Season inspire us all with renewed love and hope...that we may each enjoy a "Merry Christmas"

REEVE, DEPUTY REEVE, COUNCIL AND EMPLOYEES OF
THE VILLAGE OF MORRISBURG

Some of our readers favourite recipes

24-HOUR SALAD
Edna Tupper
South Mountain

2 eggs beaten
2 tbsp vinegar
2 tbsp sugar
4 tbsp butter
2 cups red and green cherries cut up
2 cups cubed drained pineapple
1 cup fruit cocktail, drained
2 oranges cut up
1 banana (optional)
2 cups of miniature marshmallows
1 cup whipped cream or dream whip

Combine eggs, vinegar and sugar in a double boiler and cook until thick. Add butter and cool. Add fruit and marshmallows. Fold in whipped cream to fruit mixture. Refrigerate for 24 hours.

JELLIED CABBAGE SALAD
Edna Tupper
South Mountain

1 3-oz pkg lemon jello
few drops green food coloring (optional)
1-1/2 cups boiling water
1/2 cup vinegar
1-1/2 cups chopped cabbage
1/3 cup finely chopped celery
12 stuffed olives, sliced
1/4 tsp salt
few grains pepper
few grains paprika

Dissolve jello in boiling water, cool to luke warm and add the green food coloring and vinegar. Chill until mixture begins to thicken. Stir in remaining ingredients, mixing well. Pour into 8" ring or individual molds. Chill until firm. Serve on a bed of lettuce.

YULETIDE ICE BOX COOKIES
Mrs. Annie Steward
Morrisburg

2/3 cup butter
1/2 tsp vanilla
1/2 cup brown sugar
1/2 cup white sugar
1 egg beaten
1/2 cup chopped almonds
1/2 cup finely chopped cherries
2 cup sifted flour
level teaspoon soda
1/4 tsp salt

Cream butter, vanilla, add sugars blending until smooth. Add egg and beat well. Add almonds and cherries. Combine thoroughly. Chill dough 1 hour. Shape dough into 2 rolls and chill over night. Slice. Arrange on cookie sheet. Bake in moderate oven 8 - 10 min.

WALNUT BRANDY SHORTBREAD

1 cup [250mL] butter, softened
1/2 cup [125mL] packed brown sugar
Pinch salt
2 tbsp [30mL] brandy
1 cup [250mL] all purpose flour
1 cup [250mL] California shelled walnuts, finely chopped, toasted
Granulated sugar

Cream butter with brown sugar and salt; mix in brandy. Gradually add flour; stir in walnuts. Spread mixture in ungreased 9-inch [23 cm] square baking pan. Refrigerate 30 minutes. Prick all over with fork. Bake in 325F [160C] oven 50 to 55 minutes or until dark golden brown. If dough puffs up during baking, prick again. Sprinkle lightly with granulated sugar; cool completely. Cut into squares. May be stored in sealed container at room temperature 1 to 2 months. Makes 36 shortbread.

CHOCOLATE WALNUT TRUFFLES

1 cup [250mL] whipping cream
2 1/2 cup [625mL] miniature semi-sweet chocolate chips
2 tbsp [30mL] butter
1/4 cup [50mL] coffee liqueur
1 c. [250mL] California shelled walnuts, finely chopped
Grated chocolate
Shredded coconut
California shelled walnuts, finely chopped

In medium saucepan bring

– continued on page 19



CHRISTMAS BLESSINGS

Wishing you all the blessings of a Joyous Holiday Season.



ECKEL INDUSTRIES OF CANADA LTD.
MORRISBURG, ONTARIO



A Caroling We Will Go and
Heartfelt thanks.
Christmas wishes to all.

Best wishes to all our customers
Gloria & Bob Brown

D&K Fabrics
Morrisburg Mall 543-3558

GOOD CHEER
Always
WELCOME HERE
...And so are you!
A very merry Christmas and many thanks for your loyal patronage.

From Lynn & Jim Irven
THE COOK'S CORNER
EAST END PROMENADE



HAPPY HOLIDAYS



JOY TO THE WORLD

As you experience the transcendent joy of this Yuletide, may your blessings abound and bring you every happiness and fufillment.

MARKELL'S RADIATOR REPAIRS
MORRISBURG • 543-3307

Favourite Recipes

cream to boil over medium heat; add chocolate chips. Stir with wooden spoon until mixture is smooth and thick; stir in butter. Pour into large bowl. Stir in liqueur and walnuts; refrigerate until firm. Shape into walnut-sized balls and roll in chocolate, coconut or walnuts. Chill until firm; store in sealed container in refrigerator. Makes about 3 1/2 dozen candies.

WALNUT MACAROONS

2 2/3 cup [650mL] flaked coconut
1 1/4 cup [300mL] California shelled walnuts, coarsely chopped
1/3 cup [75mL] all purpose flour
1/2 tsp [2mL] ground cinnamon
1/4 tsp [1mL] salt
4 egg whites
1 tsp [5mL] grated lemon rind
2 squares [1 oz/28g each] semi-sweet chocolate

Combine coconut, walnuts, flour, cinnamon and salt. Add egg whites and lemon rind; mix well. Drop from small spoon onto lightly-greased baking sheets. Bake one dozen at a time in 325F [160C] oven 20 minutes or until golden brown. Remove from sheets immediately; cool. Place chocolate squares in small microwave-safe bowl. Microwave on MEDIUM [50%] 2 to 3 minutes or until melted; stir. Dip macaroon bottoms in chocolate. Place on wax paper to set. Store in sealed container in a cool, dry place. Makes about 3 dozen cookies.

CHOCOLATE LOGS
(Unbaked for Christmas)
Edna Tupper,
South Mountain

2 squares of unsweetened chocolate
1 can Eagle Brand sweet and condensed milk
2 cups graham wafer crumbs
1/2 cup chopped walnuts

Melt chocolate in double-boiler. Add milk and let thicken for 5 minutes. Add graham wafer crumbs and chopped walnuts. Mix thoroughly. Using a tablespoon of mixture, shape each spoonful into a log. Roll logs in coconut and chill.

CRANBERRY SAUCE
Edna Tupper,
South Mountain

2 cups sugar
1/2 cup water
1 lb fresh or frozen cranberries
1/2 cup of unsweetened orange juice

Combine sugar and water in saucepan. Boil until sugar is dissolved. Add cranberries and orange juice. Cook, stirring at low heat until cranberries start popping. Remove from heat and chill. Makes 4 cups.

ORANGE GLAZED HAM
Edna Tupper
South Mountain

2 lbs canned ham or packaged ham
whole cloves
1 3-oz pkg orange jello
1/2 cup firmly packed brown sugar

– continued on page 20

Season's Greetings!

Thanks for giving us the opportunity to serve you.
Merry Christmas and best wishes to all.



MANAGEMENT & STAFF OF
LEE'S
TAKE-OUT SERVICE
CANADIAN and CHINESE FOOD
RESTAURANT & DINING LOUNGE
Phone 543-3145
SHOPPING CENTRE MORRISBURG, ONTARIO
Sun.-Thurs 8 a.m. - 11 p.m.
Fri. & Sat. 8 a.m. – Midnight
FULLY LICENCED BY L.L.B.O.
CLOSED DECEMBER 25TH & 26TH
OPEN REGULAR HOURS DEC. 27TH

...And To All A Good Night!
MERRY CHRISTMAS

Santa's coming and on his sleigh, are a few words of greetings to brighten your day. May peace be with you wherever you go — we think you're a great bunch of people to know!

From All Your Friends At
HOWARD JOHNSON Hotel
HW. 2, MORRISBURG.

Some of our readers favourite recipes

Allow ham to stand in can or package for 2 to 3 hours. Remove from can or package, reserving all ham juices. Place ham in baking dish. Insert cloves in top of ham. Combine reserved ham juice (at least 1/4 cup) with the orange jello and brown sugar. Spoon over ham. Bake at 325°F until thoroughly heated, about 30 minutes, basting frequently during baking. Slice ham and if desired, drizzle remaining drippings of ham juice as a sauce for ham slices. Serves 6.

CHEESE BALL
Bonnie McNairn
Morrisburg

1 large Philadelphia cream cheese package
1 small pimento relish cheese
1 small pimento cheese
1/2 small pkg of Imperial cheese
5 chopped stuffed olives
1/2 cup chopped onion
2 tbsp mayonnaise
2 tbsp Worchestershire sauce
1/2 tsp garlic salt
chopped walnuts

Mix. Set in fridge 1/2 hour or more and roll into balls. Makes two balls. Roll in chopped nuts.

IRISH CREAM
Wanda Dawley
Morrisburg

3 eggs
1 cup Alcool
1 pint 1/2 and 1/2 cream
1 tbsp chocolate syrup
1/2 tbsp vanilla
Almond extract to taste (optional)

Mix everything together in a blender and store in fridge.

For Coffee Liqueur

Substitute three tsp of dissolved coffee crystals for the 1 tbsp of chocolate syrup.

PUMPKIN PIE
Wanda Dawley
Morrisburg

As long as I can remember, my Grandmother Beckstead made pumpkin pie with this recipe for all holiday meals.

2 cups of pumpkin

– continued on page 21



Christmas is a time of joy and harmony. Hope yours is wonderful in every way! Thanks and happy holiday!

C&L FEEDS
Management & Staff

WINCHESTER – 774-3538 DIXONS CORNERS – 652-4875



Christmas is the time we're near
To those we love and hold so dear.
For laughter, tears, hugs and kisses,
Year after year, it never misses.
And so, our friends, we wish for you,
And everyone in your family, too,
A magical holiday filled with mirth,
As we celebrate His wondrous birth.

From All Of Us At

EDGERTON/BAKER

Favourite Recipes

1 cup sugar
1 7-oz Nestle cream
1 tbsp flour
pinch of salt
2 eggs beaten
1/4 tsp cinnamon
1/4 tsp nutmeg
1/8 tsp ginger
1/8 tsp allspice
1/8 tsp ground cloves

Mix sugar into pumpkin. Add flour, spices, salt, eggs, Nestle cream and mix. Pour into unbaked pie shell. Sprinkly cinnamon over the top and bake approximately one hour.

PEANUT BUTTER BALLS
Wanda Dawley
Morrisburg

2 tbsp melted butter
1 cup peanut butter
1 cup icing sugar
1 cup Rice Krispies

Mix above ingredients and roll into small balls.

1/3 cup semi-sweet chocolate chips melted.

Dip balls into melted chocolate and set on cookie sheet to cool.

CHRISTMAS TIPSY TRIFLE
Mary W. Pickles
Morrisburg

3-1/4 oz pkg instant vanilla pudding mix
3/4 cup cold milk
2 cups cold commercial egg nog
1/2 tsp almond extract
1/2 cup whipping cream
2 layers sponge cake - split to make four layers
1/2 cup sherry
9-oz jar raspberry jam (seedless)
1 cup whipping cream
2 tbsp sifted icing sugar
1/2 tsp vanilla
Red Maraschino cherries

Beat pudding mix as directed with cold milk. Gradually beat in egg nog and almond extract. Whip 1/2 cup cream until stiff peaks form and fold into egg nog mixture. Place one split cake layer in bowl, cut side up and sprinkle with 2tbsp sherry; then spread with 1/3 of the raspberry jam and pour over 1/4 egg nog mixture. Repeat the above instructions with the three remaining sponge cake layers, adding sherry, jam and egg nog in correct order and place them in the bowl pouring remaining egg nog over the fourth layer. Chill for several hours. Whip one cup cream and vanilla, adding sugar until stiff peaks form. Spread on top and decorate with Maraschino Cherries. Served in a crystal bowl, this tipsy trifle makes a splendid centerpiece for Christmas Eve dinner.

SHORTBREAD COOKIES
Phyllis Dawley
Morrisburg

2 cups flour
1/2 lb butter
1/2 cup brown sugar

Mix and knead until smooth. Roll out approximately 1/4" to 1/2" thick. Cut into shapes. Bake on ungreased sheet. Decorate with red and green glazed cherries.



Merry Christmas to All

We're wishing you and your family all the happiness of the Holidays. We've enjoyed serving you.

Compliments Of
THE VILLAGE GREEN
Bo & Maureen Fodrek & Staff
MORRISBURG VILLAGE PLAZA



...Not A Creature Was Stirring...

We'd like to stir things up a bit by wishing you and your family a joyous and exciting season. Thank you for your support.

From All Of Us At
CHARLIE'S SPORT SHOP
MORRISBURG

Favourite Recipes

SANTA'S BUNDLES

1 box frozen puff pastry dough
1 cup semi-sweet chocolate chips
1/4 cup raisins
1/4 cup chopped walnuts
1 tsp cinnamon
10-oz pkg frozen strawberries (light syrup)

Preheat oven to 400°F. On floured surface with floured rolling pin, roll puff pastry to 12" x 18" rectangle. Cut into 6" squares.

In small bowl, toss together chocolate chips, raisins, walnuts and cinnamon. Place 1/4 cup of chocolate mixture in centre of each square. Moisten edges of square with cold water. Gather edges to form a bundle, pinching to seal, and place carefully on baking sheet. Bake 15 minutes or until golden brown. Cool on wire racks.

Place thawed strawberries in food processor and puree until smooth. To serve, spoon strawberry sauce on serving plates, place bundles on sauce, and sprinkle with confectioner's sugar.

TOMATO ASPIC
Edna Tupper
South Mountain

1 3-oz pkg lemon gelatin
1-2/3 cup tomato juice
1/2 tsp salt
pinch of pepper
2 tbsp finely chopped onion
1/4 cup finely chopped celery

In a medium size sauce pan, heat and stir the gelatin, tomato juice and spices until jelly crystals are dissolved. Chill until syrupy. Fold in vegetables. Pour into a mold or a serving dish.

Tomato Shrimp Aspic: Add 1 tin of rinsed and drained shrimp to partially thickened jelly.

KILLARNEY CAKE

1 cup butter
1-1/2 cups brown sugar
4 eggs
3 cups flour
1 tbsp baking powder
1/2 tsp nutmeg
1/2 tsp salt
1 cut Irish cream
1 tsp vanilla
2-1/2 cups chopped pecans
2-1/2 cups golden raisins

Cream together butter and brown sugar. Add eggs. Beat until light and fluffy. Combine flour, baking powder, nutmeg and salt. Stir in dry ingredients alternately with Irish cream into creamed mixture. Add vanilla. Stir until well combined. Fold in pecans and raisins. Pour into greased 10" tube pan. Bake in 350° oven 1-1/2 hours until top is lightly browned. Cool on cake rack five minutes and remove from pan. Glaze with Irish cream glaze. Mix together 1/4 cup Irish cream and 1 cup of icing sugar until smooth. Spoon over your cake. Makes 20-24 servings.

RASPBERRY SQUARES
Penny Crowder

Bottom:
1 cup flour
1 tsp baking powder
1/2 cup butter
1 egg
1 tsp milk

Combine above ingredients and press in bottom of 9"x9" pan - higher on the sides.
raspberry jam

Spread layer of raspberry jam over bottom.

Top:
1/2 cup sugar
1 egg
2 tbsp butter
1 tsp vanilla
1-1/2-2 cups of coconut

Mix top ingredients together, spread over jam and bake at 350°F for 25 minutes. Excellent.



O Tannenbaum

In the spirit of friendship,
may the warmth and joy of
Christmas stay close to your hearts.

Many thanks for your patronage
throughout the year.

CHRISTINE TOONDERS
GLORIA MASON
LAUREN LOCKE
LORI COOK

ALLAN BELL
& ASSOCIATES
BUSINESS CONSULTANTS
MORRISBURG



...to you and yours this happy holiday season. Thank you for your patronage.

©SCW, INC

THE VILLAGE STYLISTS
MORRISBURG • 543-3472
Angie, Lise, Brenda, Gayle

Jolly good wishes to you and yours for a holiday filled with cheer and friendship... and to all our friends, 'thanks for your valued business!'



LLOYD McMILLAN
EQUIPMENT LTD.
IROQUOIS 652-4649



MERRY CHRISTMAS

May you experience the season and all the joy, warmth and happiness it holds in store. Our warmest thoughts are with you on this holiday occasion, along with our thanks for your valued business.

PIER 31 GIFTS

MORRISBURG VILLAGE PLAZA



Becky King
Morrisburg Public School grade 5

In the true Yuletide tradition, we'd like very much to express our warm appreciation to all of you who've been such a pleasure to serve.

Merry Christmas

Seaway Dry Cleaners

Roger, Laurette & Staff

MORRISBURG, ONTARIO



Season's Best



A very special holiday greeting to all our friends
May the season bring you every happiness.

Council and Employees of the TOWNSHIP OF WILLIAMSBURG

Tree trimming 101 — the history of holiday lights

It all began in 1882 — The first electrically-lit Christmas tree was unveiled in the New York City home of a colleague of Thomas Alva Edison. It featured 80 hand-wired and hand-blown colored bulbs in red, white and blue; turning slowly on a pedestal, the tree created a "superb exhibition" of "starry fruit" as reported by a Detroit paper.

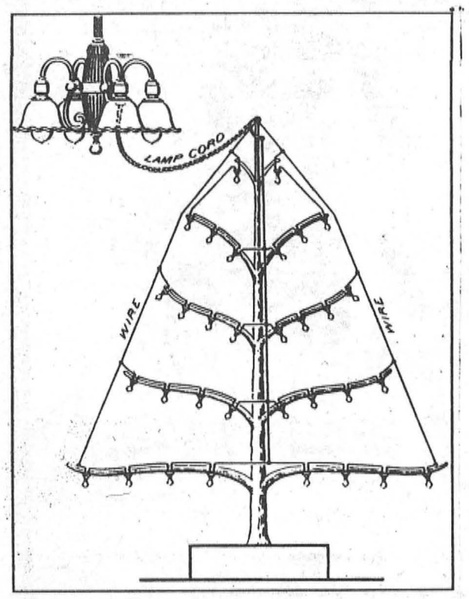

A CIRCA-1900 General Electric brochure illustrated how Christmas trees were wired into the ceiling fixture.

Out, out brief candle — The first electrically-lit trees cost the equivalent of thousands of dollars today, but the public quickly realized the benefits of electric light. General Electric began mass-manufacturing miniature bulbs and, by 1901, they were advertising that "the danger ever present with candle-lit trees is entirely removed, as well as the inconvenience of grease, smoke and dirt."

Hired help — Turn of the century "wiremen" or electricians would hand-wire each bulb together in a time-consuming process, then wire the contraption into an overhead light fixture to provide electricity. It wasn't until 1903 that ready-made strings of wiring were sold alongside packages of miniature General Electric bulbs.

Lights of today — Contemporary light sets are a far cry from the 1882 version. Now, computer chips are getting into the act, allowing consumers to program up to six different twinkling, fading or chasing patterns to suit their decorating tastes. GE Lighting offers these high-tech sets, such as Decorator's Choice Gala Lights™, that feature 150 miniature lights in red, green and white.

Gift ideas to beat the post-holiday blues

How can parents beat the post-holiday blues that their children so often feel? Presents that encourage creativity provide hours of fun long after the holiday.

Stockings are a terrific way to carry out an activity theme that provides fun for children and develops their special interests.

For the youngster who is always hanging around the kitchen, a stocking filled with cookie cutters, small pots and pans, and a good children's cookbook can provide — with parental supervision, of course — hours of culinary education, and perhaps even a lifelong hobby. Colorful additions include bright potholders, an apron, or even a child-size chef's hat.

For the budding artist, try an arts and crafts stocking. Include samples of various creative media, such as paints, crayons, pastel chalks, modeling clay, or a beginner's needlework kit. An exciting new crafts product is Elmer's® GluColors™, brightly colored glues that possess the same adhesive properties as Elmer's Glue-All.

Thicker and more dimensional than paint, GluColors also can be used to make Stickies™, transferable objects that will cling to most smooth plastic, glass and metal surfaces, including windows, refrigerators and mirrors.

The fashion-conscious child will appreciate a stocking filled with materials for creative clothing expressions, such as sneakers and caps.

Stockings filled with items that encourage kids' imaginations will keep children entertained and busy throughout the holidays and for months beyond.



In the rush of events, we tend to overlook the important friendships that are the true basis of business relationships. One of the great pleasures of the Holiday Season is the opportunity to exchange greetings with those whose friendship and goodwill are valued so highly.

In this spirit it is a pleasure to say "Thank You" and extend sincere appreciation for the very pleasant association enjoyed with you.

May a bright and prosperous New Year bring happiness to you and to yours.

Management and Staff
BLACK LUMBER CO. LTD. 543-3777
"Your One Stop Building Centre" MORRISBURG, ONTARIO
castle building centre



Best wishes and our sincere gratitude for a cheer-filled holiday season.

Management and Staff
Bank of Nova Scotia
MORRISBURG



Thank you for your kindness and good will.
To all we wish a very merry Christmas season.
MORRISBURG MUSIC
Bill & Gord Dillabough & Families

CREATE YOUR OWN

Creating an evergreen wreath, swag or garland is a satisfying way to continue an early-American tradition. With a few instructions, some of the season's greens, a few basic supplies, and a little patience, you're all set to fashion a customized arrangement for your home.

Begin by selecting the type (or combination) of greens best suited to your tastes and to your project.

The instructions below for "Evergreen Swags" and "Ropes of Evergreen" are reproduced from Barbara Randolph's *American Country Living Christmas* (Arch Cape Press).

EVERGREEN SWAGS

Medium-gauge florist's wire
Evergreen boughs 10 to 18 inches long, preferably a mix of several, such as white pine, cedar, balsam, juniper, and boxwood
Pinecones, one very large or three medium-size
Red all-weather ribbon

Lay all three sprays of white pine or other flat evergreen on a work surface. Lay three more medium-length boughs over them. Wrap their stems together with wire, spreading the greens gracefully.

Arrange shorter boughs (about half the length of the first group) of the same varieties of evergreen so they form a spray facing the other direction. Push the two groups together so the cut ends of each one are partly buried in the other. Wire the second group of stems to the first with several wraps.

Wire the pinecones together into a group (or use a single large cone) and place them over the long boughs, near the place where the stems meet. Wire the cones in place and fill in around them with shorter sprigs of evergreen to cover the stem section. Tie the ribbon into the bow — a multilooped wire bow is usually best for these — leaving long streamers. Wire the bow to the swag, just above the pinecones, so it covers the wire. If necessary, add a few short sprigs to balance the design or cover any bare places. Trim the ribbon ends diagonally or with a notch, making them a little shorter than the long pine boughs.

Hang the swag on the door at a slight angle, with the longest boughs facing down. If the swag is in the sun, some of the needles may fall. If there are bare branches, simply pull these out carefully (put the swag on a flat surface first) and replace them with fresh ones pushed into the arrangement.

ROPES OF EVERGREEN

Soft cotton clothesline cord (stiff cords do not drape well)
Fine-gauge florist's wire
Short sprigs of evergreen

Measure the length of roping needed and mark it on the cord, but do not cut. Leave 2 feet of cord for tying before starting to measure. Tie one end of the cord to a fixed object: a table leg if you are working on the floor, or a doorknob.

Cut greens into 5 to 6 inch lengths and wrap three or four together into little bundles, their stems tied with wire. After a while you may decide to wire individual sprigs directly to the cord, but at first this extra step makes the job easier.

Wire the bundles to the cord so that each bunch covers the stems of the previous one. Work around the cord in a spiral so the evergreen covers the cord evenly. Make a half knot in the wire after every few bunches to keep them from coming unwrapped when you set it down. You can make the rope thicker or thinner by increasing and decreasing the bundles used per foot of cord.

After you have finished the length needed, go back to the beginning and cover the stems of the first few with very short sprigs wired in the opposite direction. Push their stems into the main part of the roping and hide the wire under the needles.

The origin of Christmas cards

ⓍSending Christmas cards has been a part of American holiday tradition for generations, but the practice originated in Victorian England, where personal "visiting cards" were embellished with seasonal designs for Christmas and New Year's.

The first Christmas card was created in 1843, when Sir Henry Cole commissioned artist John Horsley to design illustrated holiday postcards for conveying seasonal greetings to his many acquaintances.

Apparently the idea was warmly embraced; approximately 1,000 of the newly-designed postcards were sold for one shilling each.

Now an American custom

In less than thirty years, the custom of exchanging Christmas cards also was incorporated into American holiday observances.

In 1870, the United States Postal Service introduced a half-price rate for mailing unsealed cards, and the first American-made Christmas cards were designed in Boston around that time.

The earliest cards generally featured illustrations of flowers, landscapes, children or animals, but as American Christmas lore and traditions continued to evolve, the art of these seasonal postcards incorporated and reflected these changes.

In fact, the Christmas postcards of the late 19th century provide a fascinating look at the portrayal of Santa Claus.

In early representations, he appears in a purple outfit, a brown robe, or a green coat, and in his physical representation he personifies the European traditions of St. Nicholas, Kris Kringle, Sinterklass or Father Christmas more than he does our modern-day image of the jolly red-suited Santa Claus.

It is widely believed that American Christmas postcards, along with Clement Clarke Moore's *The Night Before Christmas*, and Thomas Nast's drawings in *Harper's Weekly* magazine were pivotal in defining and standardizing the visual representation of the rotund bearded elf we now fondly know as Santa Claus.

A Holiday Wish to One and All!

May you enjoy a glad and glorious Yule.
Thanks for your valued business.



DELAGE'S HOUSE OF GIFTS LTD.
Claire, Orval and Heather
MORRISBURG SHOPPING CENTRE



FRED HILL INSURANCE LTD.
FRED, PAUL, DAVID, WYTZE, NANCY & LAURY

Best Wishes From

HILL'S MOBILE VILLAGE
MORRISBURG

For easy entertaining: Ideas for a festive brunch that fits busy holiday schedules

With full holiday calendars, finding a free evening to host a party can be as challenging as actually planning the event. But a holiday brunch turns the focus back from scheduling to socializing, for both the host *and* the guests.

An informal brunch requires less preparation than an evening dinner party. And best of all, a brunch may lessen schedule conflicts with evening office parties, holiday dinners, concerts or family activities.

For an easy-to-prepare festive brunch, try these ginger-spiced pancakes. LAND O LAKES® Light Sour Cream keeps the pancakes fresh and moist. Topped with saucy red apples, this recipe makes a colorful entree that's perfect for holiday gatherings.

GINGER PANCAKES WITH SAUCY APPLE TOPPING

Pancakes:
- **1⅓ c. all-purpose flour**
- **1 c. whole wheat flour**
- **⅓ c. powdered sugar**
- **1½ tsp. baking soda**
- **1 tsp. baking powder**
- **1 tsp. cinnamon**
- **½ tsp. ginger**
- **1 c. LAND O LAKES® Light Sour Cream**
- **2 tbsp. margarine, melted**
- **1 c. apple cider *or* apple juice**
- **¼ c. skim milk**
- **2 eggs**

Topping:
- **¼ c. margarine**
- **1 tbsp. cornstarch**
- **2 tbsp. cold water**
- **⅔ c. firmly packed brown sugar**
- **1 tsp. cinnamon**
- **3 med. red cooking apples, cored and sliced ½"**
- **1 c. LAND O LAKES Light Sour Cream**
- **2 tbsp. powdered sugar**
- **Cinnamon**

Pancakes: In large bowl, stir together flour, whole wheat flour, ⅓ cup powdered sugar, baking soda, baking powder, 1 teaspoon cinnamon and ginger.

In small bowl, stir together all remaining pancake ingredients until smooth; stir into flour mixture until well blended.

Heat lightly greased griddle or frying pan to 350°F or until drops of water sizzle.

For each pancake, pour ¼ cup batter onto hot griddle. Cook until bubbles form on top (1 to 2 min.). Turn pancakes; continue cooking until bottoms are browned (1 to 2 min.). Keep warm.

Topping: Meanwhile, in 10" skillet, melt ¼ c. margarine. In small bowl, stir together cornstarch and water. Stir brown sugar, 1 tsp. cinnamon and cornstarch mixture into margarine. Cook over medium heat, stirring constantly, until sugar dissolves and mixture bubbles and thickens (1 to 2 min.). Stir in apples.

Continue cooking, stirring constantly, until apples are evenly coated and crisply tender (4 to 7 min.). In small bowl, stir together Light Sour Cream and 2 tablespoons powdered sugar.

To serve: Spoon apple topping over hot pancakes; dollop with Light Sour Cream mixture. Sprinkle with cinnamon. Serve immediately.

Yield: 16 pancakes, 4 cups topping.

Nutrition Information: (one serving: 1 Pancake, ¼ c. topping) Protein 5g, Carbohydrate 36g, Fat 7g (Saturated 2g, Unsaturated 5g,), Calories 220, Cholesterol 30mg, Sodium 220mg.

The recipe can be served in a variety of ways. For an attractive presentation, arrange the pancakes on a large serving platter. Ladle the saucy apple topping over the pancakes, and finish with dollops of the light sour cream mixture and a sprinkling of cinnamon.

For a more informal look, simply place a steaming stack of the ginger-spiced pancakes and its scrumptious toppings at the head of a brunch buffet, and guests can serve themselves.

Served with cappuccino or coffee, mimosa or juice, and ham or sausage, this versatile brunch recipe is ideal for entertaining.

For more great holiday recipe ideas, call 1-800-782-9602 for the free LAND O LAKES Light Sour Cream brochure, "Recipes for the Holidays." Minnesota residents should dial complete 800 number.



THESE GINGER PANCAKES WITH SAUCY APPLE TOPPING, made moist with LAND O LAKES® Light Sour Cream, create a delicious, easy-to-prepare holiday brunch.

Selecting the appropriate greenery

According to Barbara Randolph, author of *American Country Living Christmas*, the most common evergreens have the following characteristics:

- *Balsam* has a rich green color, short needles, and outstanding keeping qualities. Because it can be cut into short sprigs and still retain its needles, balsam is ideal for wreaths and other decorations.
- *White pine* has long, soft needles, and is quite pliable, making it especially suitable for large wreaths. (On small bases, the needles fill in the center of the bases.) It also is appropriate for use in swags and for arrangements in baskets and vases.
- *Scotch pine* is so stiff that it is virtually impossible to shape into wreaths or drape in swags and garlands.
- *Spruce and hemlock* are lovely short-needled greens that must be kept moist in order to prevent their needles from falling out; using these greens in arrangements that allow the stems to remain in water is the only realistic approach.
- *Juniper* has very short, pale needles and white berries, which make it a lovely contrast when combined with darker greens. It has a narrow shape and stiff branches, which make it best suited for use in standing arrangements.
- *Cedar* has flat foliage; it makes a good base for greens with contrasting textures.





BO'S BARBER SHOP
& HAIRSTYLING
Proprietor: Bill Gale

Local creator devoted to her craft

C. THOMPSON
Leader Staff

LAKESHORE DRIVE—Although local craftswoman Marion Gleeson isn't exactly a "dream-weaver," some of her articles are as beautiful as any dream.

Marion is the creator and owner of "The Country Studio" located west of Robertson's Apple Orchard on the south side of Lakeshore Drive.

A tour of Marion's home shows just how much of her life and home has been devoted to the craft. Throughout the house, beautiful hand-made items add a splash of color here, the subtlety of complex patterns there.

Three looms dominate various areas of the house. As well, Marion has a sewing and finishing room and a special room dedicated to storing the finished products. She even uses the home computer to compose out and save her weaving designs.

A glance at the materials show that Marion isn't a novice at the craft. As a child, she learned how to hook and crochet from her mother: "I watched and then did it."

A number of years later, she was encouraged in the art of weaving by a friend in Ottawa named Jean Howard, who gave her a loom and taught her the "over-shot" pattern, commonly used in this area.

Through reading books and joining various workshops at Upper Canada Village, Marion has developed the craft to perfection. She has also participated in the Ontario Hand Weavers and Spinners Guild, the Ottawa Hand Weavers and the Carman Forward Weavers Guild based in Iroquois.

Using high quality wool or cotton, and trimming materials, she makes shawls, blankets, ponchos and cocoons, sweaters and scarves. Recently she wove a blanket in the colors of the famous "Blue Jay" baseball team, and completed another blanket in brilliant yellow, green and white, colors of the Irish flag.

There is a unique "recycled" jacket made of portions of two blue and one green woolen coats, and left-over leather on the shoulders. The result is a trendy look of contrasting yet blended shades.

A few weeks ago, she delighted viewers with her wares at the Morrisburg and District Arts and Crafts Fall show. More recently, Marion worked very hard on a display at the "One of a Kind Christmas Show" at Lansdowne Park in Ottawa.

Getting ready for the Lansdowne show is a major annual event, requiring at least three days of weaving "double of everything", and three days to set up. Marion joins with a partner to share the considerable overhead costs. They find that crocheting and selling mohair hats, a popular item, helps defray costs.

"First we decide what we're going to put out, we combine colors, buy the yarn and design patterns together. Then we try to do all the weaving," Marion says.

After the material is woven, the ladies do any necessary sewing, and add trim and labels.

While Marion weaves materials for coats and jackets, she leaves tailoring to professional dressmakers like Shelley Prins.

As well as sales from shows and custom work, Marion makes many gifts for her own family. These include a beautiful wedding dress for her daughter woven from Egyptian cotton in "natural" color and silk, and sewn by Prins. She has also made a man's woolen jacket and shawls and blankets for the grandchildren.

Previously, Marion had a sign up and a shop in the garage but removed it a few years ago because she was too busy with her family and participation in guilds. However, Marion is still very actively involved in the business.

Marion finds weaving a steady and enjoyable pastime, which provides the opportunity to create beautiful and original items. "It's also very relaxing. Before I take a Bufferin, I weave," she states.

But there is one public misconception she would like to correct: "that is, that things are so expensive. People think they can't afford it, because the prices are high."

Marion points out that in fact, hand-woven items are a bargain: "When you consider how long they last, the amount of work put into them, and the fact we only use the best material."

"Not only that, you have something individual. You won't meet yourself coming down the street," she adds.



Holiday Greetings

Warm thanks to all
of you who've shown
your trust by choosing us.

CANADIAN TIRE

W.P. HENOPHY LTD.
CANADIAN TIRE ASSOCIATE STORE
WILLIAMSBURG, ONTARIO
535-2845



HOLIDAY GREETINGS
We wish you
all the best!

VENDORS AND
MANAGEMENT
OF
McHaffie
Flea Market
MORRISBURG



As the magic of Christmas unfolds, it brings joy and wonder to young and old alike. May the extraordinary spirit of this very special holiday fill your hearts now and forever. We appreciate your patronage and look forward to serving you for years to come.

From All Of Us At

The Leader