


# BRIDES '77



**F**or one unforgettable moment you stand together poised in time: it's the start of a whole new life. The easy, familiar past is ended. The future beckons bright, but still unknown . . . new ways, new challenges and new responsibilities. On this most special of all occasions your local merchants wish you joy. We're happy to help you set up your new home.

WINCHESTER  
*ress*

SUPPLEMENT - APRIL 1977

## Diplomatic Figure

## Bride's Mother - VIP Behind The Scenes

The mother of the bride is probably the most important person behind the scenes during any wedding. She is her daughter's right hand in all phases of preparation, planning, dreaming, and consoling.

It's a good idea, though, for mothers, to check up on their behavior a bit before the wedding rush begins, or the right hand might turn out to be all thumbs!

Before the wedding, it is her responsibility to help her daughter compile the guest list,

arrange the ceremony and the reception details, keep track of the incoming gifts and keep the groom's family informed of all plans.

The bride's mother should also be on hand to help her daughter select her wedding dress and plan her trousseau. Just remember if you're the mother of the bride that you're there to support and offer advice when requested. It's your daughter's big day that's coming up, so let her keep it as close to her dream as possible.

You'll be needing to do some preparation of your own to look your best for the wedding festivities (and pictures!).

Consult with the groom's mother and agree upon the style of dress you wish to wear. This will, of course, be dictated in part by the time of day of the wedding. But make certain that whatever the setting, you and the groom's mother wear the same length and basic style of dress—this is no time for one-upmanship!

Agree also on your colours—it is assumed that the mother of the bride will have first choice, but don't make a mountain out of a molehill.

If she is absolutely adamant about wearing robin's egg blue, your favorite colour, see if you can't find another flattering dress—you might be surprised. Or, if worse comes to worse, wear the same colour! No one will really notice that much, and it might even prove to be attractive!

The whole point is: The absolute best gift that you can

give to your daughter during the rush of wedding preparations is a cool, level head and a soothing, loving touch.

## Your wedding calendar

## FOUR TO TWELVE MONTHS BEFORE THE WEDDING

Decide on formality of wedding and where the ceremony will be held. Decide what time of day will be best for ceremony.

Decide where you want to be married. In a church? A club or hotel? Who will officiate? Check at once to make sure both the place and person are available.

Set the wedding date and see clergyman.

Decide on attendants.

Plan reception.

Determine the number of guests you want to attend. Then let your fiancé's mother know what your plans are.

Decide on the type of reception you want. If it's to be at a club or hotel, make the necessary reservations. Find out exactly what services are included and what options are available. Ask to have firm prices quoted in writing before you confirm. If the reception's to be at home, will you handle it yourself, use a full catering service, or hire a few people to help with the serving?

## THREE MONTHS BEFORE THE WEDDING

Choose your attendants.

Shop for your wedding dress.

Start on your guest list.

Find a quality stationer and order invitations, announcements, any enclosure cards, informals, calling cards, and stationery for your thank-you notes.

Look for a good bridal photographer.

Shop for the attendants' dresses.

Help your mother shop for her dress. Keep the groom's mother clued in too so that she can co-ordinate her costume.

Make travel arrangements with fiancé for honeymoon.

Begin trousseau shopping.

## TWO MONTHS BEFORE THE WEDDING

Finish addressing invitations.

Decide on gifts for attendants.

## ONE MONTH BEFORE THE WEDDING

Choose wedding rings with fiancé.

Arrange for hiring transportation if necessary.

Order wedding cake.

Plan accommodations for out of town guests.

Know ceremony procedure.

Mail invitations.

Arrange for announcements in the newspaper.

Arrange for flowers.

Plan the wedding and reception music.

Arrange for the bridesmaids' party and for the rehearsal dinner if your family is giving one.

Plan where you and your attendants will dress on the wedding day. Let them know.

Make last-minute checks on all delivery dates.

Discuss specific shots with the wedding photographer.

Keep up with your thank you notes for wedding gifts.

If you are moving to another city, make arrangements so that the wedding gifts will be packed and shipped as soon as you return from your wedding trip.

Keep the groom's family posted as you finalize your plans. This is very important.

## SOON AFTER THE WEDDING

Attend to as many business details as possible:

Get your Social Security card changed to your new name.

Get your driver's license changed.

Discuss with your fiancé how you'll handle bank accounts and charge accounts, jointly or separately.

Have all charge accounts changed, or cancelled if you're moving out of town.

Change the beneficiary designation on any life insurance policies, bonds, or other holdings.

Make a will.

Be sure you are both covered by medical and hospitalization policies.

It's your day . . .

And you're sure to be the centre of attraction. Be confident you will look your best for him and the photographer with a professional makeup consultation and application. Bride and Bridal party rates available.

for appointment, call

debi macintosh

the face place 774-2336

## The Mother of the Bride



Elegantly dressed  
in a gown from  
the Jo-Anne Shoppe

It's a proud day  
for the  
mother-of-the-Bride.

She deserves to  
look her loveliest  
in a  
Jo-Anne Shoppe  
gown . . .

selected from our collection  
of sophisticated fashions.

## STORE HOURS

Mon.-Sat., 9:30 - 5:30 Fri. Nights Open 'til 9:00 p.m.

Jo - Anne Shoppe

774-2003

Winchester

## Practical Gifts Can Save Day

Since the age of liberation is upon us, it may be time to consider some new and different kinds of wedding gifts - gifts that may not be glamorous or beautiful heirlooms, but will be indispensable to the bride and groom as they set up housekeeping.

For instance - in order to set a good table and run a kitchen properly, they'll need a really good set of carving and chopping knives - the old-fashioned kind, with carbon-steel blades that'll

hold an edge. A sharpening steel would be handy too.

Or, for the house or apartment, get them a good set of tools: a couple of hammers of different sizes, a monkey wrench, Stillson wrench, pliers and screwdrivers. Or a power drill. Chances are they've both been making do with cheap tools, and not enough of them.

And for the car, if they have one - a set of socket wrenches. Perfect!



**BLANKETS**



**SHEETS**



**TOWELS**





**FOR  
SHOWER  
AND  
WEDDING  
GIFT  
IDEAS**

**Useful  
household gifts  
for the  
happy couple**

**ELLIOTT'S**

**Dry Goods  
and  
Hardware**

**Winchester 774-2614**

## Capture The Wedding In Candid Moments

Some of the best moments are least expected. But they can be preserved for generations if you plan now to have professional candid photographs made of your wedding day.

After you've said "I will" but long before you say "I do," sit down with your local studio photographer and plan the type of wedding coverage you would like. Most studios offer special prices for normal bridal portraits and candid album photographs.

At this early meeting, you can decide how much of the day you wish the photographer to cover - from your final preparations at home, to farewell with parents, the ceremony, reception and honeymoon sendoff.

If you plan to get married during one of the "peak" bridal seasons - June, July, August, or December, in particular - it is wise to book a photographer at least six weeks or more before the ceremony.

At your pre-sitting conference, ask your photographer about special effects - candlelit views, mood portraits, and super-imposed photos - you may wish to include in the wedding photo collection. He has samples of other wedding candids that will help you decide the type of photographs you'd like.

Plan ahead for all your upcoming photo needs. In addition to a large framed bridal portrait for display in your new home and the wedding album, you may wish

to give photographs to parents and members of the bridal party as souvenirs of this important day.


Before the wedding day, ask a family member or close friend to act as photographer's assistant. This person can be helpful in pointing out special friends and relatives so they

are sure to be included in the wedding photos.

Once you've made these arrangements, you can leave all the details and worrying to the professional. He'll be sure to make the photographs you'll always cherish - especially of those least expected, candid moments.



TO CAPTURE THE MOOD of the moment arrange now for a professional photographer to make the portraits and candid photos of your wedding.



**FOR THE BRIDE...THE GROOM**

Pottery  
Glassware  
Woodenware

**"A Token of Love"**

from the Groom to his Bride

**14K Gold Jewellery**

**Diamond Necklaces**      **Locketts**

"For the Gift you'll give with pride..."

Let Fawcett's be your Guide!"

**Fawcett's Jewellery  
and Gifts**

Winchester 774-2205

## Friends Share Joy Of Music

When talented friends of family of the bride and groom perform the music at the wedding, it adds a personal touch that's irreplaceable.

If you're asking friends to sing or play at your wedding, though, keep in the mind the friend's own enjoyment of the big event.

Try to have the musical program shared among several musicians, so that no one person bears too much of the "burden" of performing!

## Getting Married?

wedding  
photography  
black and white  
or  
custom colour

elford  
photographic  
774-3834

## Individuality

### Key Word To Wedding Service

Of all the ceremonies of life, the wedding is without a doubt the most festive, joyous, and the best-loved. No matter how much times may change and customs vary, the expression of love, faith and trust found in the wedding ceremony is a constant source of inspiration.

Even with the current trend toward alternate lifestyles that do not involve the commitment of marriage, statistics prove that marriages are as popular as ever, and there has been an increase in the 70's in people "tying the knot".

Today's couples have more opportunities than ever to enrich this vital ceremony of life with their own personal expressions, and make their wedding truly the most meaningful event of their lives.

Gone are the days of the standard-looking bridal gown, the days when Lohengrin was the only bridal march to be heard, the days when couples had little choice but to promise to love, honour and obey - even though they felt there was so much more to be said.

The clergy and marriage counselors alike now encourage couples to find the music and words for their wedding ceremony which truly express what they feel for each other and their future together.

If they decide that the traditional bridal chorus and church vows are just what they want, that's fine. But in their search they will have gained from the rewarding experience of creating a joint definition of their own future plans.

This new freedom to modify, even break away from the traditional, carried through to the dress, reception plans, gift giving and honeymoon styles of today's newlyweds.

Colour is appearing in today's wedding dresses, dresses which may vary from very formal to short and simply smashing, from frilly and laced to tailored and sleek.

Receptions range from simple tea and cake gatherings to exotic banquets - even sit-down dinners - with all kinds of new and different delicacies; but whatever the budget and size, all is done with a special personal flair.

Guests are spending more time in the selection of a gift for the newly-wedded couple, concentrating on individuality and seeking out presents that are true reflections of the new couple's lifestyle.

All in all, the key word for today's wedding is personal, with all the emphasis placed on making each and every aspect of the wedding ceremony a vital expression of the two distinct personalities who have decided to make that most loving and giving of commitments.


It is a delightful occasion for all

### New Ideas For Bridal Showers

Looking for some new ideas in shower planning? Why not try giving a "Shower of Hours", with every guest assigned a time of day on the invitation. Guests will then search for a gift appropriate for their hours - 8:00 a.m. would be breakfast utensils and accessories, 4:00 could be tea cups and "break time" articles, evenings for party and entertaining materials.

Or hold a "Room Shower", with every guest assigned a special room of the house to cover - this way the bride will be certain to receive things for all areas of her home and all aspects of her lifestyle, instead of 10 extra blankets, 10 toasters, and no towels!

involved, and should reflect both the joy and dignity which have always marked this special ceremony of life.



TIME HONOURED SYMBOLS of love like engagement and wedding rings are crafted from gold, white gold or platinum. Choosing the perfect setting and diamond is the first step to married life.



**GIFTS**  
for that wonderful Bride and Groom

...for all your floral requirements on the BIG DAY

Free Going-Away Corsage


with all complete Wedding Orders

**Durant's Flowers And Gifts**

Chesterville

448-2354

448-2355



They're off  
to a great  
start **WITH**  
**AN ACCOUNT AT**  
the "ROYAL"

Bank on a future of love and happiness. Vow to stash some cash away every payday and see it grow into a secure nest egg . . . the kind dreams are made of.

**ROYAL BANK**



the helpful bank

**GARY SHAVER, Manager, Winchester Branch**

**LORNE FINNISS, Manager, Metcalfe Branch**



&amp;

*Classy*  
formal wear inc




Combine to bring you the newest in men's formal fashions

**If You Gotta Go,  
Man —**

**GO GLAD  
INSTEAD  
OF SAD**



*We'll send you  
on your  
honeymoon  
smiling!*



Be the  
star of  
your  
wedding



**Dear  
Brides -  
to - be**

Congratulations. He's a great guy. But as the momentous day approaches, you're beginning to have doubts. Like how much does he really know about wedding etiquette, anyway?

Well, if the whole matter of groom's apparel is giving you pause, don't panic; see us first.

We at The Country Boy will unravel the whole traditional hassle for you. We'll consider the time, type, and location of the ceremony, plus the style of your gown. Then we'll arrange a blissful marriage of all the details - with everything in complete accord. Because we'd like to see you two perfectly compatible from the very start.

Sincerely yours,

*The Country Boy*  
*Joe Steele*

P.S.: Have your man buy any suit or sport coat, pants and accessories and The Country Boy will purchase 'Your Licence To Wed!'




CLOTHIER ST.  
KEMPTVILLE  
**258-2593**

Mon. to Wed.  
9 a.m. - 6 p.m.  
Thurs., Fri. 9 a.m. - 9 p.m.  
Sat. 9 a.m. - 6 p.m.

MAIN ST.  
WINCHESTER.  
**774-3341**

Mon. to Wed.  
9 a.m. - 5:30 p.m.  
Thurs., Fri. 9 a.m. - 9 p.m.  
Sat. 9 a.m. - 5:30 p.m.



*Freedom with flattering fit*

## Lingerie

### New Designs Play Dual Roles

There's no doubt about it. Lacey lingerie is back in style.

The girl shopping for her trousseau this spring can expect to find beautiful, frothy undergarments in all the lingerie departments she visits. Pastels, lavishly trimmed with lace and embroidery are much in demand all across the country.

But though the lacey look is in, there is no shortage of good-looking, practical, versatile loungewear that can be worn on the dance floor, the beach or the patio. In fact often the only way you know it's loungewear, is by the name of the department. Some of the floorlength or calf-length slips with spaghetti straps can double as evening dresses when covered with a loose, flowing coat in lace or jersey.

Though there is a return to the 30's and 40's in the lavish designs, there is no going back to the fabrics of those days. Despite their styling, today's frillies are made in the fabrics of the seventies.

New fabrics need new care techniques and new garments don't seem very new when they look grey from improper washing.

Any nylon fabric must be washed separately, including fabrics under trademarks Antron, Cantreze, Caprolan, Chemstrand, Nomex, Nylle and Quiana. Nylon, especially white nylon, will pick up colour easily from other fabrics. Even pastel lose their freshness by absorbing other colours.

You should check the manufacturer's label for washing instructions, but in most cases it's safe to go ahead and machine wash lingerie, using a gentle, warm cycle. Use a good detergent and add half a cup of bleach substitute safe for synthetics, to keep colours bright. Use a fabric softener in the rinse cycle to reduce the static cling which is most annoying in slips.

If hand washing, use a quarter cup of borax and a few tablespoons of detergent in warm water. Stains should be pre-soaked at least 30 minutes. Stubborn stains can usually be removed by rubbing a paste of borax into the stain and scrub-

bing gently. Allow to stand to 10 minutes.

If you make a mistake and your white nylon has absorbed colour, greyed, or yellowed, brightness can sometimes be restored by

using a colour remover such as those sold by dye manufacturers. However, the use of the same product on a pastel garment could result in removal of all colour.

## It Is Courteous To Display Gifts

It is considered a courteous gesture on the part of the bride and bridegroom to display wedding gifts, although etiquette does not demand it. The gifts are generally displayed in some room in the house which is not in constant use. Tables, usually covered with fine white tablecloths, are used to display the gifts, but snowy white sheets could be used instead.

A good way to display gifts is by grouping i.e. silver on one table, glassware on another, electrical appliances on another,

etc.

Single place settings of china, flat silver and crystal are usually displayed rather than complete sets.

Care should be taken to scatter duplicate gifts so that it is not obvious to anyone that the bride received a dozen sets of salt and pepper shakers.

Cheques and money gifts should never be displayed, but a card reading "cheque from Uncle John" should be included among the gifts.

# Wedding Ceremony

That last hour before the actual wedding ceremony is vital ... all those long hours of planning are over and will now be put to the test. Why not have a reliable friend or relative - not a member of the wedding party - check out all those last minute details for you after thoroughly acquainting them with the plans well in advance. This can be an enormous help and will leave you free to concentrate on just looking and feeling your best.

### THE FINAL COUNTDOWN BEGINS:

Here is the actual sequence for a traditional church wedding:

All the flowers for the wedding party should be in the church at least 1½ hours before the ceremony is due to begin. Have the florist deliver them earlier on the day of your wedding.

Ushers should be at the church at least 45 minutes (preferably one hour) early in order to seat everyone without a last minute rush.

If you plan to have music, it should begin half an hour before the ceremony. A soloist or choir does not sing until just before the processional.

Be sure that your bridesmaids know where to wait - they should be at the church fifteen to thirty minutes before the ceremony (unless they've dressed at the church).

The groom and his best man should arrive at about the same time as the bridesmaids and go to the vestry. The bride, with her father, should be the last to arrive (10 or 15 minutes before the ceremony unless the bride has dressed at the church.)

The head usher should have a list of special guests, making sure that relatives and special

friends are seated in the front pews of the church.

Just before the processional, the groom's mother is escorted down the aisle by the head usher (or an usher from her family) to the front pew on the right. The groom's father will follow. Then the head usher will escort the mother of the bride to the front pew on the left. After this, no other guests are ushered down the aisle.

## Eloping The Mature Way

"Let's elope!"

These words bring images of hidden romance, ladders flung up to the window at night and a not-so-pleasant surprise for all the friends and relatives of the couple.

But, this need not be the case...eloping can be fun! That is, of course, if a few basic courtesies are followed. There are many men and women who shudder at the thought of a large wedding ceremony.

Or perhaps some couples cannot understand investing such a great deal of money in a wedding which they could put to a much better use. For them, the decision to elope is the perfect solution.

The key to a happy elopement is in informing all friends and relatives of your intentions before-hand and receiving the parents' blessings.

Then only the actual day of the wedding will be a surprise...and a happy one for all!

*Elegant styles  
with the latest flair.....  
from the many designs  
we carry, to please you.*



*Romance*  
DIAMOND  
AND WEDDING RINGS

to capture forever  
your dreams of tomorrow

**Davidson's Jewellery**

GIFTS FOR ALL OCCASSIONS

Winchester

774-2102

**Edie's**

BRIDAL SERVICE

..... with that personal touch

Order your gowns

made-to-measure

or choose your

maids' gowns

from our

stock.



Add this to our storewide  
selections for your Trousseau

"Results ... A Happy Day!"

**Edie's House of Fashions**  
Morrisburg - 543-2561

## Rules Of Etiquette

# Wedding Invitations

### ISSUED BY:

Invitations are issued by the parents of the bride; or by the surviving parent; or, if the bride is an orphan, by the nearest of kin.

The accepted order of kinship is: 1. Elder brother; 2. Elder sister; 3. Both grandparents, or one surviving; 4. Uncle and aunt; 5. Guardian; 6. Bride and groom issue invitations themselves; 7. Groom's family.

### ENVELOPES

Two envelopes are used with invitations and announcements. With their accompanying cards, they are enclosed first in an inner envelope that has no mucilage on the flap and is addressed "Mr. and Mrs. Smith", without address; then in an outer envelope

which is sealed and addressed.

The envelopes should never be typed. They should be written in ink by a feminine hand.

### RETURN ADDRESSES

The return address may be used on the outside flap of the wedding invitation.

### MAILING

Invitations are mailed not more than four nor less than two weeks in advance of the wedding date.

### FOLDING

Invitations and announcements are folded with the printed surface outside - except for the "fashioned" style where the printed portion goes inside. They are inserted folded edge first into envelope with tissue over the

printed surface.

### CORRECT PREFIXES FOR THE MEN'S NAMES

The correct social title for a man, either the bridegroom or the one issuing the invitations, is "Mr." with the exception of Reverend, Doctor, Judge, Justice and titles of military officers. When the bride's father is a clergyman, doctor, judge, or a military officer his title may precede his name.

### ADDRESSES

Addresses of churches, clubs or public buildings are usually omitted because such addresses are considered superfluous. However, a street address may be shown below the name of the church or club if such an address

is considered necessary for better direction.

### WEDDING ANNOUNCEMENTS

Wedding announcements are issued by the nearest relative of the bride and the same general rules as used on invitations apply.

Announcements are addressed to the general visiting list of both families, never to those who have received invitations, and are mailed just after the ceremony.

The date of the month should be written out in full; the hour is not included. It is now a prevailing custom to omit the year on invitations and announcements.

The name of the city should appear, but not the specific address. Exception to this is

made in a church wedding, for which it is customary to give the name of the church.

### MATCHING ACCESSORIES

When you order your invitations and announcements you may also order the accessories in matching stock and type style. The following list describes some of the more popular accessories.

### INFORMALS

A folded card with the name of the bride and groom, or the bride only, on the front. For every gift received a note of thanks should be written by the bride; this card can be used as a "thank you" note or hasty note.

### RECEPTION CARDS

A reception card is frequently enclosed showing the time and place of the event.

### RESPONSE CARDS AND PRINTED REPLY ENVELOPES

These can be enclosed with the invitation, enabling the family planning the wedding to tell how many will be in attendance.

### CHURCH ADMISSION CARDS

At very large church weddings which attract sightseers, it is sometimes necessary to have church cards. These indicate that the church has been closed to the public for the period of the ceremony, and only bearers of the cards will be admitted. Such cards read: "Please present this card at St. Patrick's Cathedral, Thursday, the third of November."

### "THANK YOU" CARDS

You may write your "thank you" note on the inside of a One Line Informal or use a card with the "thank you" message already printed. Samples of both styles are shown throughout the album.

### GIFT ACKNOWLEDGEMENT CARDS

These cards will convey to the senders that their gifts have been received and after your honeymoon you can take time enough to write "thank you" notes leisurely and appreciatively. "Marie Louise Brown acknowledges receipt of your wedding gift and will write to thank you at an early date."

### "AT HOME" CARDS

"At Home" cards are used more often with announcements than in invitations. They give the new address of the couple.

When they are inserted with the invitations they must not carry the names of the couple as they are mailed in advance of the wedding. When they are enclosed with announcements, names may be used because the announcements are mailed after the ceremony.

"At Home" cards may also be sent in a separate envelope to notify friends of the couple's new address.

### PLACE CARDS

These are used at the wedding breakfast or dinner and show the names of the married couple. They make fine souvenirs for the guests.

### WEDDING BREAKFAST CARDS

If the wedding takes place in the morning or early afternoon, these are enclosed with the invitation to the guests who are invited to the wedding breakfast.

"Marriage the happiest bond of love might be, if hands were only joined when hearts agree." — George Granville, Baron Lansdowne.

"Once In A Lifetime"



THERESE PITRE  
BRIDAL  
CONSULTANT  
932-1312

Flower-girl  
Dresses  
Created in  
our workrooms

*The Day Your  
Dreams Come True*

the gown  
a romance  
inspired

Happy is the bride when she chooses Vogue to assist her with every detail for her Bridal Party. Our capable bridal staff will help you select the perfect gown for you. Pictured here a fabulous gown fashioned in gleaming white nylon organza, a beautiful V-lace neckline, swiss embroidered skirt and a flounced hemline.

**We're the specialists**



The Complete Bridal Shop.  
Everything for the Bride,  
Bridesmaids and  
Mothers



SHOP 'TIL 9 TONIGHT

**VOGUE SHOPPE**

• 500 MONTREAL ROAD •

**932-1312**



### Looking Your Best

The biggest day of your life - and if there was ever a time you wanted your hair to look its best - it's on your wedding day. Consult your hair stylist well in advance and discuss the style or perhaps cut, you desire. Keep in mind the type of tiara and veil you will be wearing, but most important - make sure your hair style reflects yourself.

### Something To Set Every Fair Lassie A-Leaping

Almost everyone is familiar with the tradition connected with Leap Year - there's hardly a high school in the country that doesn't hold a Leap Year dance (or a yearly Sadie Hawkins dance) when every young gal gets a chance to do the chasing and courting! But the original meaning of Leap Year had a far more serious tone.


In 1288, a law was passed in the Highlands of Scotland which offered an opportunity to all

"mayden ladies" which would have made today's feminists stand up and cheer!

During the Leap Year the Scottish maidens had the legally encouraged right to propose to the men of their choice. Tradition had it that if the Highlander refused his proposing lassie, he was faced with more than a wee bit of a fine!

France later picked up on this tradition, and by the 15th Century it had become a legal custom.

### The Wedding Cake It's a personal part of your wedding



Allow us to design and  
decorate your cake

Be Sure To Order Early

## SUMMERS Home Bakery

Winchester

774-2126

### Bouquets Suit Ceremony

## Your Wedding Flowers

For a formal wedding, the bride carries either a bouquet of white flowers or a small prayer-book. The prayerbook is often adorned with white streamers and tiny white flowers, or a single white orchid which doubles as the bride's going-away corsage.

For a very informal wedding where the bride is married in an afternoon dress or suit, a corsage is usually worn, although a small bouquet is equally proper.

A wide variety of flowers are suitable for the bride's bouquet. Beautiful designs - to suit the style and formality of the bridal gown - may be created from: orchids, stephanotis, lilacs, large white pansies, snap-dragons, gladioli, sweet peas, daisies, and other flowers.

To be sure of a pretty bouquet, choose a florist whom you can rely on, show him the style and material of your own gown, and give his artistry free rein.

When you visit your florist, be sure to take along an accurate description of your dress - including a sketch and swatch of fabric, if possible. The silhouette and

formality of your dress are important considerations in determining which shape and type of bouquet would be the most effective.

You'll also need to give your florist a description and swatch of your bridesmaid's dresses so their bouquets can be made to match or harmonize. Colour is an important consideration in the choice of corsages for your mother's and your own going-away outfit too. Although the groom pays for these, along with the men's boutonnieres, you should do all the ordering.

In addition to bouquets and corsages, flowers are traditional on the altar at the church and on the tables at the reception. Give your florist your preferences, then let him give you the benefit of his years of experience.



### For those 'dreamy' evenings...

#### Sleepwear

Baby doll nighties  
and matching sets

complete line of  
*Loungewear*



Bathing Suits  
and

Cover-ups



### FREE MAKE-UP LESSONS

for all new Brides-To-Be Valid 'til June 30th

Complete line of  
Rita Mansfield Cosmetics



## Sandy's Boutique

STORE HOURS  
Tues. to Sat. 10:00-5:30  
Thurs. 10:00-9:00  
Closed Mondays

514 Church St.  
Winchester, Ont.  
Ph. 774-3309



## WEDDING INVITATIONS

*Forever Yours*  
by INTERNATIONAL OF STRATFORD

Choose your wedding invitations with complete confidence from our elegant selection... which includes announcements and all the correct wedding accessories.

Our wedding gift to you... a Keepsake copy of your Invitation processed in luxurious gold.

We also have personalized wedding napkins, matches and cake boxes.

### Our Gift To You

**Free Bridal Register**  
with each wedding order



*Forever Yours*

from the

**WINCHESTER**  
*Press*

**Phone 774-2524**

## Planned Wedding Music Adds That Special Touch

With all the plans that have to be made in planning a wedding, sometimes the choice of wedding music is neglected. Simply telling the church organist to "play the usual" however, is becoming a thing of the past for bridal couples these days.

Because musical tastes of today are so varied, choosing just the right music to complement the "nuptial vows" can be very creative and enjoyable. To follow a wedding of "standard proceedings" you have quite a few places in the ceremony to inject music.

### THE PRELUDE

This is the name given to the selections played prior to the ceremony, while your guests are being seated. The traditional length of time is usually thirty minutes.

### THE PROCESSIONAL

The Processional is the music played for the Bride's Big Moment! This music is traditionally a march for the Attendants, the Bride and her Father to approach the altar.

### THE SOLOIST

A solo singer or instrumentalist can add another personal touch to your wedding music. Often, a friend who has a fine singing voice or plays the guitar can be used and the more "personalized" that you make the ceremony, the more meaningful it will be. Keep in mind throughout your planning that the music should always support the ceremonial elements. When choosing a song to be sung, evaluate the lyrics. Do they say what you want to be said? Some of the more contemporary selections such as Paul Simon's "Bridge Over Troubled Water," Pete Seeger's interpretation of the third chapter of Ecclesiastes, "Turn! Turn! Turn!" (To everything there is a season...) or Arlo Guthrie's "Valley to Pray" are popular choices and complement the wedding service.

### SIGNING THE REGISTER

In many church demonstrations, the Bride and Groom go into the vestry (away from the guests and the altar) to sign the register. This is another point in the ceremony that calls for

music. Often this is when your soloist will perform. If you have chosen not to have a soloist, however at this point the pianist or organist could play some of the music of your choice. Often couples have chosen such songs as "A Time for Us" the love theme from Romeo and Juliet, or "Love Story", from the movie of the same name.

### THE RECESSIONAL

Now you are officially, husband and wife and the recessional music is played as you make your exit from the church. This, like the processional, should be a march.

If the wedding is to be performed in a religious setting, consult with clergy or a music

director to determine what types of music are allowed. Many churches, inspired by folk and rock masses, are eager to accommodate personal music choices. Resist the temptation to "fit in" musical selections just because you like them. No matter how beautiful or entertaining, if a song distracts from the ceremony, don't consider it.

Your music can be as "personally yours" as was your choice of wedding gown. Choose wisely and consult the musicians involved, well in advance to your Big Day.

Music thoughtfully planned and presented irresistibly invites all your guests to share this memorable occasion with you.

## Thank You Notes Still Of Importance

Accurate records are a must to avoid mixing up gifts and omitting to thank someone.

Only those people who accept invitations to your reception are obliged to send gifts but you'll probably receive presents from others who are unable to attend. You may also receive packages from people you don't even know, since it is customary for all gifts -- even those from relatives of the bridegroom -- to be sent to the bride.

As the bride opens each package, it should be immediately listed in her record book. This listing should include an identifying description of the gift, the name and address of the donor, the store from which it came (in case you want to exchange it later), the date it arrived and the date your thank-you note is mailed.

If yours is a large wedding, then it is wise to attach a number corresponding to the listing of each one -- then you'll know which crystal decanter came from whom.

Prompt and personal thankyou notes are also a must. The smart bride starts writing her thankyou


notes the moment she receives her first wedding present. Putting them off only makes the task more difficult and creates hard feelings all around.

The bride must write a personal, handwritten letter of appreciation for every gift she receives -- even to those close friends she has already thanked in person and whom she sees every day. The only exception to this rule are your parents and your fiancé; you don't have to write them letters.

Thank-you notes need not be long, but they should be prompt. You should try to acknowledge gifts which arrive more than a week before your wedding within two weeks of their arrival. Those arriving later, should be answered within one month after your honeymoon.

Thank-you notes should be written in blue or black ink on a good grade of white or off-white folded paper. Your married name or initial should not be used until after the wedding. Also decorated notes and those with "Thank You" or "Mr. and Mrs." imprinted on them are not appropriate.

## Something New For All



FOR BRIDE OR BRIDESMAID, this simple, simply elegant long dress designed by Lionel Fernandez is the perfect answer for the bride in search of something other than ruffles and lace, or the bridesmaid who would like a dress that needn't be closeted after the wedding. The long gown in silver gray Nyesta features a shirred midriff, striking against the soft, fluid lines of bodice and skirt.



## THE HAPPY COUPLE


We have a good variety of homes for sale throughout the area. We also act as rental agents for several land holders. Make arrangements for a consultation with one of our qualified and experienced agents.

### With Offices In:

Winchester - 774-2832

Chesterville - 448-2854

South Mountain - 989-2157



## Bridal Lingerie

(Peignor Sets, assorted colours)

### Mother Of The Bride Gowns

We have a wide selection of gowns for the mother and sisters of the bride and groom.

Sizes 5 to 15  
6 to 20

### Trousseau Gifts

FOR THE BRIDE  
also available

**SNOW  
DROP  
BOUTIQUE**

774-3130  
Main Street  
WINCHESTER  
722-0822  
283 Richmond Rd.  
OTTAWA

# Getting Engaged?

Getting engaged is an exciting time in any girl's life and the happy event immediately brings up certain questions for the newly-affianced couple.

Who should be told first about the engagement? How do you notify friends and relatives?

Your immediate families should be told first, of course. After the prospective groom has received his family's blessing, so to speak, he is expected to call on the girl's father, according to proper etiquette.

In turn, his family is expected to call on the bride-to-be's family, if distance permits. Otherwise, a note by the young man's mother can accomplish this custom's objective: welcoming the prospective bride into the family.

Close relatives and friends should be informed of the engagement before newspapers are notified and before the engagement party is held, custom dictates.

The engagement party, while not necessary, is a joyful way to celebrate the young couple's affiancing, and it is traditionally given by the bride's family. However, the groom's family can host the party if the bride's family is residing at a great distance.

Sometimes the groom-to-be is separated by distance from the bride-to-be. If so, the engagement party must be delayed until both

are able to be present at the celebration, etiquette insists.

Announcements should be sent to local newspapers and if the young man's home town is elsewhere, his local newspapers

## Prepare Passport Well In Advance

If you and your fiancé are planning a honeymoon abroad, you will need to do some extra planning and pre-nuptial appointment-making to be sure that you don't spend your first hours of bliss trapped in a customs office for insufficient documentation!

You should apply for your passports at least two months before your departure, in order to allow extra time for processing.

Because the bride is not legally a "Mrs." until the wedding, you will more than likely be travelling with separate passports, hers under her maiden-name, and you will need to carry with you your certified marriage license.


When you return from your trip your passports may be revised to show your marital status.

To apply for a passport, you

need either a birth certificate, naturalization certificate, or a former passport. You will also need another proof of identification carrying your photograph or description and signature (a driver's licence, for example).

The passport office requires two additional photos of you taken within the last 6 months, 2" by 3", on a plain light background (snapshots or photos taken in coin-operated photo booths will not do—best have professional passport pictures made). Appointments for passport pictures can be made by phoning the Winchester Press Limited.

Your passport will take two to three weeks to process, and is good for five years. Bon voyage!



**HIDEAWAY OF THE RICH AND FAMOUS**, Portofino is the luxury resort of Italy, where Rex Harrison retreats to his private villa and Jackie Onassis may be seen browsing for tank tops in the village marketplace. Its sumptuous surroundings are a calling to all romantics at heart, and in spite of its reputation for elegance and chic, Portofino maintains a simplicity and charm which set it apart as a tranquil — and most desirable — haven among the bustling playgrounds of Europe. Photo courtesy Italian Government Travel Office.

## Strict Limits On Luggage

Packing for a honeymoon trip is enough to send the most level-headed into absolute panic! What to take, what not to take...?

A good rule of thumb is, when in doubt, leave it at home. Chances are that you and your new spouse won't be doing half of the venturing out that you might expect so two or three basic outfits should suffice.

On the other hand, you can't spend all of your time locked away from civilization (as romantic as the idea may sound,

you'll soon discover that those first weeks of togetherness can be straining at times!)

Make sure that you include one "dress up" outfit for an evening of dinner and dancing. Gear your wardrobe to your destination, of course.

But no matter where you end up, take time to pack with care so that you won't be bogged down with unnecessary bags.

You want your husband to carry you over the threshold, not waste all his energy on luggage!

## The Sweet Touch

What girl hasn't cherished a piece of wedding cake, carefully putting it under her pillow and hurrying to bed so she can dream of her future spouse — that is if her sweet tooth didn't get the better of her first?

Now that you are the bride, you can have your cake and eat it too if you make it yourself. Sneak a little during the mixing and

sample the icing while it's being spread.

On the big day, the wedding cake should be cut just before the dessert is served if it's a sitdown dinner. Pass the slices with the ices or ice cream. If there is no bridal table, the cake can be cut later, usually shortly before you leave the reception.



Young, soft dress material for the Bride and her attendants with capelets and lace.

We have beautiful New Material for all occasions, and our staff is anxious to assist you with your Bridal and Spring outfits.

Closed Mondays  
OPEN: 9 - 5:30, Tues.-Fri.  
9 - 5:00, Sat.

Winchester  
Ph. 774-2207

**Fabrics**  
UNLIMITED



**Sunshine FLORISTS LTD.**

presents ...

**FLORAL ENSEMBLES**



**SPECIAL FROM \$99.99**

*for your wedding*

*Each Ensemble Includes:*

1 Bridal Bouquet	3 Attendants' Bouquets
1 Flower Girl Basket	
3 Orchid Corsages	6 Boutonnieres

*Sunshine Flowers is pleased to present our Bridal Consultant for the Winchester area ...*  
**MRS. MARY LOU KERR**  
*for private appointments in your home*  
 Phone 774-3238 after seven in the evening

## A Silver Lining Of Sentiment Glows In Gifts For Newlyweds

If you're looking for a truly special, meaningful gift to give newlyweds, sterling silverware or holloware is a most significant gift, reports the Jewelry Industry Council.

Sterling silver represents all the festive occasions the young couple will share — their first Christmas together, family birthdays, special family gatherings, Thanksgiving, and other festive happy events when they will host

their family and friends.

Your gift of silver for their new home is a sentimental gift — and one that will add a gracious touch to their lives.

Choice of silverware or holloware patterns should reflect the taste of both bride and groom, and if the young couple have not registered their pattern preferences with their jeweler, it is always possible to get gift certificates from the jeweler so

they may select their silver at their leisure.

The Jewelry Council gives a few tips to the newlyweds about silver selection. Various patterns can be selected in holloware that blend together, adding interest to the table.

In choosing sterling silverware, it is wise to select a classic design that will fit the needs and changing tastes you may have in the years to come, for silver is an enduring gift.

But with all of its beauty and elegance, silver is practical for everyday use, as silver grows more handsome with use, as the surface takes on a richer patina with wear.

Regular use gives silver that soft lustrous look that is really made up of many tiny scratches that give the "finished" look to heirloom silver. So, newlyweds, use your silver regularly and start it on its way to becoming the prized possession of future generations.

Remember to rotate the pieces so each receives an equal amount of use and uniform patina. A hot sudsy washing, a hot, clear rinse and thorough drying will keep your sterling lovely.

About once a month, use a reliable silver polish, following the directions on the polish. Use lengthwise strokes for flatware and follow the contours of holloware.

"Marriage is popular because it combines the maximum of temptation with the maximum of opportunity."—George Bernard Shaw.



**SILVER'S GLEAMS WILL LIGHT LOVE DREAMS** — One of the nicest and most practical gifts for the newlyweds is a handsome silver coffee service, reports the Jewelry Industry Council. Gifts of silverware and holloware are gifts that are meant to give pleasure for all the happy occasions ahead for the new family.

While sterling is durable, there are some foods that leave stains on silver or pit it unless the silverware is properly cleaned after use. Such foods are eggs, ripe olives, corn, mayonnaise and mustard.

It is better not to serve these items in silver holloware, but if you must, be sure to remove the stains with silver polish as soon as possible.

If you must store your sterling, do so in a tightly closed chest or in tarnish-free cloths.



### Unsurpassed Beauty, Bride and Flowers

When you walk down the aisle of love, we want to be with you . . . not in person . . . in flowers! Our wedding arrangements are made to your specifications.



Your Bouquet Will Be So Lovely,  
You May Not Want to Toss It!

### The Village Green Flower Shop

(formerly Diana's Flowers)

**MORRISBURG, ONTARIO**

**543-2566**

### Here Comes the Bride



**Come in and view our  
complete selection of giftware  
for weddings or showers**

Linens, bedding, small appliances, lamps,  
luggage and ornamental gifts.

For the bride and groom's honeymoon  
leisure wear, visit our SHAD SHACK

**SHADBOLT'S 5¢ - \$1.00**

**Winchester**

**774-2008**

### Begin Your Honeymoon Right . . .



... secure in the fact that you have discussed your insurance needs with a qualified agent, and have chosen the policy which most adequately covers your needs

**Summers Insurance Agency Inc.**

**PHONE 774-2515**

**WINCHESTER**

# Simple, Flexible

## Modular Furniture Adapts To Living

Today's newlyweds face an unprecedented challenge—future shock. Beyond the traditional complexities of setting up a new home and a new life, lies the

pressure of constant change.

The modern couple must plan on creating their home environment with the sure knowledge that it is likely to be but the first

of many. Being well educated, informed consumers, they are quite wisely searching for furniture which has permanent value. Great care and selectivity is exercised in finding just the right "investment pieces" which are beautiful, functional and yet can move with graceful adaptability to new and different locations and colour schemes.

Family size and activities will be varied over the years. The couple will experience changes in decorating taste. Their needs will constantly be altered and modified with the flux of developing careers and social life. And all this will be done with the added burden of rising construction costs and often steadily diminishing living space.

One of the most effective ways to make the most of existing space is with the use of wall systems which, while lifting the furniture off the floor, organize and simplify storage problems. The system can grow with the addition of more shelves or storage components and can be easily rearranged or even removed when ready for the next move.

The best of all worlds is a wall system in that most perfect decorating colour—white!

Whether placed against a painted or papered background, the white system will give any room a decorator's touch while retaining that important touch of individuality.

Because the very nature of wall systems make the ultimate in flexibility, the newlyweds' wall

unit can live with them happily throughout their marriage. Hurrah for "Bridal White!"

### FOR YOUR HONEYMOON GETAWAY...



We have smart two and three piece suits and a fine selection of Leisure Wear.

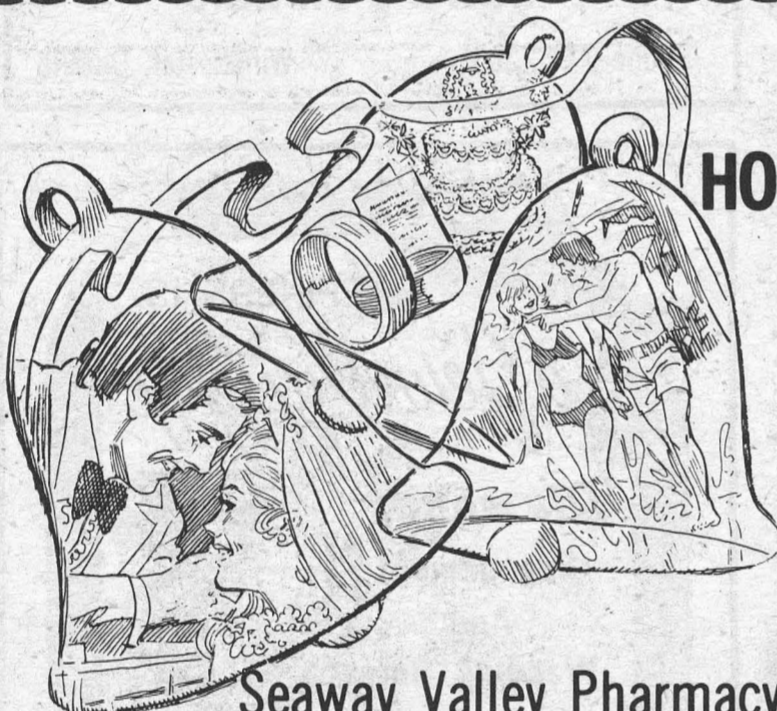


*Classy*  
formal wear inc

See us for rental of formal attire from 'Classy'.


MORRISBURG  
543-2320

**PETER MACK**  
mens wear



### HONEYMOON PLANS

Seaway Valley Pharmacy carries a full line of cosmetics by YARDLEY.



**Seaway**

**Valley**

Pharmacy


Operated by Bel-Burn Pharmacies Ltd.

Winchester, Ontario  
774-2633

Hours  
Mon., Wed., Thurs., Sat. 9 - 6  
Tuesday and Friday 9 - 9

Beauty Needs

Capture your honeymoon memories on film.



**WHITE—THE PERFECT** and most versatile of decorating colours is now available in wall units with washable, scratch proof finish.

**everything**  
FOR THE BRIDE & GROOM...

- toasters
- frying pans
- irons
- stoves
- refrigerators
- washers
- dryers

Come in and browse



**GEGGIE'S**  
HARDWARE



Winchester

Ph. 774-2700

## Elegant Simplicity

### Charming peasant



THE RETURN OF THE PEASANT LOOK, here in a fresh, young bridal gown of embroidered chiffon, full-skirted with a laced "peasant vest" bodice, full sleeves and a ruffled neck.

### Butterfly effect



ELEGANT SIMPLICITY is featured in a softly flowing gown of chiffon with a chapel train, butterfly sleeves, and an exquisitely feminine v-necked bodice of re-embroidered Alençon lace.

## A Toast To Togetherness

Of all the occasions for drinking Champagne, none is better than a wedding ... formal or otherwise.

Today's free-and-easy lifestyle allows prospective brides and grooms to plan any arrangements they desire. Champagnes are available in a variety of types to suit any style of wedding, and they are enjoyed without being cost-prohibitive.

### ELEGANT ECONOMY

Here's the way to enjoy the "elegant economy" with Champagne.

Before the Wedding: Toast close friends and relatives at a Champagne shower. Or serve Champagne to bridesmaids and ushers after a wedding rehearsal.

Other Possibilities: Serve Champagne at the engagement party, or at an intimate candle-light dinner for parents.

During the Wedding Reception: The traditional toast to the bride and groom is with Champagne and a slice of wedding cake. A slightly sweet "extra dry" Champagne is best for this. For a more dramatic toast, serve Champagne from eye-catching over-size bottles, ranging from magnums (2 bottles to 12 bottles in one).

After the Wedding: Champagne is ideal for a bon voyage party enroute to a honeymoon retreat, or a quiet supper to end the glorious day. Later, Champagne is appropriate at a tete-a-tete.

### MANY VARIETIES

Authentic Champagnes come in various types:

Brut (least sweet), a versatile Champagne for all occasions; a blend of 20 to 30 wines from the Champagne region. It is the perfect aperitif wine, and enhances even the simplest menus.

Extra Dry (slightly sweeter), perfect accompaniment to desserts; appropriate for late night sipping.

Pink Champagne (Rose). Some call this "naughty" Champagne, others say it is the wine of lovers. To put it more prosaically, it is also a good accompaniment to lamb, beef or game.

Cooling Champagne is easy. To chill properly, leave the bottle in a mixture of ice cubes and water for a half hour, or two hours in the refrigerator.

Any long tall glass shows Champagne to its best advantage. Best is the "tulip" or "flute" shape (not the saucer type "coupe" that dissipates bubbles rapidly).

### THE PROPER 'POP'

To open a bottle of Champagne properly (and safely), untwist the wire muzzle and ease it around the neck of the bottle,

keeping one hand on the cork at all times. Seize the cork firmly with one hand, tilt the bottle slightly with the other and slowly rotate the bottle (not the cork). Keeping the pressure down, slowly ease the cork out.

Champagne can be kept at home four to six years, lying on its side in a dark cool place away from drafts, as you would any fine wine. Stored longer, Champagne might deteriorate and lose its effervescence.



## Who'll Catch the Bouquet?

For dreamy bouquets, floral arrangements and all flower needs on that special day, see us...

then toss the fresh blossoms.

### Muriel's Flowers

Phone 774-2201

Winchester, Ontario

## Beginning Married Life?



You will want everything just right...

see

**MacINTOSH'S**  
FURNITURE & APPLIANCE

WINCHESTER, ONT. TELEPHONE: 774-2636

for

**Furniture, Appliances,  
Carpets and Lamps**

HAPPINESS IS

*a Jewelry Gift*


**Diamonds**

Engagement  
And  
Wedding Rings



**Shower  
Gifts**

Beauty,  
quality,  
in these  
gifts



**Wedding  
Gifts**

Free Gift Wrapping

**Holmes Jewellers**

774-3343

Winchester

# Caring, Sharing ....

## Includes The Responsibilities

A caring, sharing kind of life. That's what every bride hopes for, and what a wise bride plans for.

But when it comes to the nitty gritty question of who does the housework, sometimes the caring is all on your side — and the sharing is non-existent.

It doesn't have to be like that, though. Sharing housework can be a fulfilling way of working together to make a home you're both proud to live in and entertain in.

For example, one of you can be responsible for keeping things tidy for a month in the living and dining areas. This means straightening up daily, disposing of old newspapers and magazines, putting away games and records, emptying ashtrays and removing dirty glasses.

Once a week, thoroughly vacuum carpets and bare floors, and use your vacuum's dusting brush on furniture and bric-a-brac.

Meanwhile, back in the bedroom, your spouse can have a month's responsibility for such daily chores as making and changing the bed, hanging up nightclothes, and putting soiled clothes in the laundry.

The same lucky person also handles bathroom clean-up, including replacing soiled towels, cleaning the basin, tub and toilet, and washing tile floors or vacuuming carpeting. At the end of the month, switch rooms.

On to the kitchen. If Julia Child is your ideal human being, or James Beard is your husband's, one of you just may want to do all the cooking. That's fine. But he or she who cooks is entitled to relax afterwards. The spouse who sits down to a fully prepared meal should clear the table and do the dishes.

Keeping the kitchen clean is another shareable chore. In terms of elbow grease, it's probably equal to doing the laundry or yardwork, so Eureka suggests that kind of trade-off on a monthly basis.

Kitchen clean-up includes wiping off the range surface and the refrigerator (inside and out), removing grease spots and fingerprints from appliances and cabinet doors, sweeping or vacuuming the floor and washing it when needed.

Any housework sharing will leave both of you with lots more time. But you'll breeze through even more quickly if you take full advantage of the labor-saving appliances that grace most newlywed homes.

For example, use your vacuum cleaner's crevice tool on your bathroom radiator or hot air register. The dusting brush will clean wicker furniture better than any dust rug, and the floor nozzle will lift crumbs from your kitchen floor without stirring up clouds of dust as a broom does.

You'll need a few weeks' trial period in your new home, to figure out what has to be done daily, weekly, and when-you-get-around-to-it.

You'll also each have to try your hand at various chores to

determine what you don't mind doing and what you loathe.

Armed with this data, you can work out a schedule together.

The trick is to build in enough variety so that neither of you is stuck doing the same chores month in, month out.

# Happy Marriage

**True  
Saving**

**True  
Chequing**

## True Account Plan

**Uncomplicates your money**

**Bank of Montreal**



Al Loynachan, Manager, Winchester Branch

# ABC's Of Furniture Buying For The Bride And Groom

## Grouping

"A"

**\$777<sup>00</sup>**

or 26.95 Per Month \*

### Includes —

- Davenport Chesterfield with matching rocker chair
- Bedroom Suite with double dresser mirror - chest - double bed
- Double size box spring & mattress
- Dinette Suite including table and 4 chairs

Free Delivery And Free Set Up

Free Storage Until Required

"You Can Trust Vice Furniture"

## Grouping

"B"

**\$1777<sup>00</sup>**

Or 59.95 Per Month \*

Includes 2 Major Appliances

### Includes — Everything In Group "A"

#### — Plus —

GE Frost Free 2 Door Refrigerator

White (Colour 10.00 Extra)

24" Apartment Size Electric Range

White (Colour 10.00 Extra)

Free Delivery and Free Set Up

Free Storage Until Required

"You Can Trust Vice Furniture"

## Grouping

"C"

**\$2777<sup>00</sup>**

Or 99.95 Per Month \*

Includes 5 Major Appliances

### Includes — Everything In Groups A & B

#### Plus—

GE 20" Colour Portable TV

Choice of 24" or 30" Electric Stove

Coloured Appliances at No Extra Charge

— And —

GE Automatic Washer OR Mini Washer

GE Electric Dryer OR Mini Dryer

Free Delivery And Free Set Up

Free Storage Until Required

"You Can Trust Vice Furniture"

### Act Now —

This Offer May Be  
Withdrawn Without Notice  
Written Or Otherwise

\* All Monthly Payments shown are for 36 month terms at 13.5% interest with 7% Sales Tax used as downpayment. Monthly Accounts Subject To Credit Acceptance.

### FREE CB RADIO BONUS OFFER

CB BONUS OFFER GOOD ONLY  
WITH PURCHASE OF GROUP "C" OR "B"

ORDER GROUP "C" OR GROUP "B" NOW  
FOR DELIVERY NOW OR LATER AND MEL  
VICE WILL INCLUDE A MOBILE CB RADIO

**AT NO COST TO YOU**

# Vice Furniture

774-2800

Winchester, Ont.

Open 6 Days a Week

Thurs. & Fri. 'Til 9 p.m.